



Stiga
katalog

www.klimasklep.pl
kontakt@klimasklep.pl
(91) 432-43-42

RANGE CATALOGUE

2019

STIGA







Neat or wild, big or small,
plain or colourful,
gardens come in all
shapes and forms and
so do their owners.

In STIGA, we love all types of gardens and we care for every gardener, and that's why we strive to create the best equipment to let you simply live and enjoy your garden.

YOUR GARDEN, YOUR LIFE

| STIGA

Model 1

The most advanced and lightest lawnmower in its category

The ultimate lawnmower

With Model 1, STIGA has reached a completely new level when it comes to battery mowers.

Combining advanced construction materials, high tech components and a powerful battery that guarantees an extremely light weight yet robust machine delivering perfect cutting performance.



LCD
TFT

FULL CONTROL

Mower speed, cutting height, energy reserve and Eco-function. Controls all feature on the LCD TFT handlebar display.



GREAT POWER

The engine is powered by a 5 Ah battery that delivers the same power as its petrol equivalent.



ULTRALIGHT STRUCTURE, ADVANCE MATERIALS

With its 6 layers of carbon and Kevlar fibre, these composite materials offer the perfect combination of mechanical strength and resilience to impacts.



VERTICAL STORAGE

The advanced aluminium single cam-lock allows the handle to be quickly folded and stored vertically.

STIGA MULTICLIP PERFORMANCE

The cutting deck has been enhanced and redesigned for better mulching results.

ELECTRONIC TRANSMISSION

From 2,5 to 5,0 km/h by electronic variator which allows smooth speed adjustment.

DIGITALLY CONTROLLED CUTTING HEIGHT SETTING

Servo actuator for electric height adjustment.

HIGH-TECH ALUMINIUM COMPONENTS

Built in Aluminium 7000 series used in the aerospace industry, the functional elements offer the best strength-to-density ratio.



MODEL 1

Battery voltage	80 V
Battery capacity	5 Ah
Number of batteries	1
Working area	up to 700 sqm
Deck material	Carbon / Kevlar
Cutting method	Mulching
Cutting width	48 cm
Cutting height adjustment	Electric
Cutting height positions / Range	5 Positions, 25 - 75 mm
Driving	Self propelled
Handlebar type	Pro X Digi-handlebar 25 mm + soft grip
Equipment	Electric speed variator, Front alu handle, Vertical storage
Wheels	210/210 mm Grooved aluminium wheels on ball bearings
Vibration level	1,1 m/s ²
Product weight	31 kg
Art Nr.	291523008/ST1

e-Park 220

The front mower that runs on battery

The first Lithium-Ion battery powered front mower

Imagine cutting your large grassed lawn with little sound from a mower engine, the minimum of effort and non-existent carbon emission; well you can now on the e-Park 220.

All the benefits of a battery powered mower on a rider!



FULL CONTROL

High-resolution colour display provides with information about the central parameters and main functional settings.

ELECTRIC DRIVE

Digitally controlled 1.7 kW brushless motor, providing a smooth drive in all conditions. Provided with Cruise control.

GREAT POWER

Powered by an innovative 4.3kW 90Ah Lithium-Ion battery. Just plug in and charge from any standard home power source in just a few hours.



QUICK FLIP

STIGA QUICKFLIP TECHNOLOGY

Fitted with the Park 95cm
QuickFlip (QF) cutting deck,

the mechanism allows the deck to be easily
raised for washing and maintenance with
minimal effort.

ARTICULATED STEERING

For utmost manoeuvrability around obstacles
and in narrow spaces.

ELECTRIC BLADE ENGAGEMENT

Dual blade mulching deck powered
by electric 5 kW brushless motor.

COMFORT ENHANCEMENT

Adjustable steering wheel with knob.
Pedal for lifting the deck to transport
position; ergonomic seat with good
back support and plenty of leg space
in front. Service lid to easily plug the
cable for battery recharge.



UP!



E-PARK 220

Charging system	On board charger / plug
Cutting width	95 cm
Deck lift	Manual
Cutting height adjustment	Electric
Blade motor	Electric (5 kW)
Traction	Rear-wheel drive
Transmission type	Electric
Steering type	Articulated
Seat type	Standard
Seat adjustment	Locking knobs
Cruise control	Yes
PTO engagement	Electromagnetic
Integrated display	High-res. color, 5.6" - TFT
Diagnostic system	Yes
Product weight	225 kg
Art Nr.	2F5828001/ST1



Powerhead 500 Synchronized

Smarter energy. Greater power.

The STIGA battery powertrain has revolutionized the lawn mowing market by changing the petrol engine into a battery one without losing performance. Now it's time to do it again.

The new Powerhead 500 Synchronized adds a new smarter way to manage energy..

Two smart batteries working synchronized for smarter energy usage, longer life span and even greater power.



SMARTER ENERGY USAGE

Two smart batteries work together and concurrently inside the heart of a STIGA Lawn Mower.



EVEN GREATER POWER

Setting a new standard as the two batteries balance themselves: higher energy is delivered simultaneously and there is no need to switch battery during mowing session.



LONGER LIFE SPAN

The simultaneous battery work creates less usury to both the batteries and the powerhead granting a longer life span.



Same batteries fit
on many applications



LAWN MOWERS



HEDGE CUTTER



AXIAL BLOWER



LAWN TRIMMER

BRUSH CUTTER



Batteries	SBT 520 AE	SBT 540 AE	SBT 550 AE
Battery capacity	2 Ah	4 Ah	5 Ah
Art Nr.	278012008/ST1	278014008/ST1	278015008/ST1

Chargers	SCG 515 AE	SFC 530 AE
Charger	Standard	Fast
Art Nr.	278020008/ST1	278030008/ST1



The first mower with digital display 1,54"

COMPATIBLE WITH DIGI-HANDLEBAR

So Lawn Mowers are provided with the new handlebar granting:

- STIGA robustness, quality and comfort
- Digital display for all operating infos within easy eyeshot
- Advanced safety switches activated by gripping the handle
- Self propelled traction activated by electronic micro switches
- Eco-Mode function preserving battery energy and granting 15% higher runtime when full power is not needed

EASY TO REACH ALL FUNCTIONS AT YOUR FINGERTIPS

Self-propelled traction is started by electronic micro switches that you can easily activate with your fingers. The eco-mode button is easily turned on/off by your right thumb. It reduces the RPM for energy optimization when the grass is not so high and just needs a quick tidy up.

EASY TO SEE ALL CONTROLS WITHIN EASY EYESHOT

Digital display on the handle shows all operating info:

- Battery charge in %
- Mower Speed scale
- Activation of Eco-Mode
- Eco-Mode function - When activated, reduces motor speed from 2900 to 2600 RPM preserving battery energy and granting 15% higher runtime when full power is not needed.

The new STIGA 500 powertrain sets a new standard

IDEAL FOR LARGER SIZE LAWN MOWERS

So suitable even for Twinclip 50, Multiclip Pro 50, Combi 55 models.

POWERED BY DIFFERENT CAPACITY

So different Lawn Mowers are equipped with dual 4 or 5 Ah.

SUITABLE FOR ELECTRIC TRANSMISSION

with speed variator for excellent comfort of use.



TOP RANGE MODELS

	TWINCLIP 50 SQ DAE	MULTICLIP PRO 50 SX DAE	COMBI 55 SQ DAE
Battery capacity	5 Ah	5 Ah	5 Ah
Number of batteries	2 (+2 extra)	2	2 (+2 extra)
Deck material	Galvanized Steel	Galvanized Steel	Galvanized Steel
Cutting method	Collecting, Mulching, Rear discharge, Side discharge	Mulching	Collecting, Mulching, Rear discharge, Side discharge
Cutting width	48cm	48cm	53cm
Cutting height adjustment	Centralized	Centralized	Centralized
Cutting height range	7 positions, 25 - 77mm	5 positions, 31 - 75 mm	5 positions, 25 - 80 mm
push or self propelled	Self propelled	Self propelled	Self propelled
Equipment	Digi-handlebar with camlocks + softgrip, electric speed variator, 4in1 cutting system, front alu handle	X-shape Digi-handlebar, electric speed variator, front handle	Digi-handlebar with camlocks, electric speed variator, 4 in one, front handle
Wheels	210/240 ball bearings	210/210 ball bearings	200/280 ball bearings
Art Nr.	294512878/ST1	291502108/ST2	294556878/ST1

HANDHELD APPLICATIONS



	SHT 500 AE	SAB 500 AE	SGT 500 AE	SBC 500 AE
Motor type	With brushes	Brushless	With brushes	Brushless
Motor power	350 W	500 W	380 W	450 W
Voltage	48 V	48 V	48 V	48 V
Suggested battery capacity	2.0 Ah	4.0 Ah	2.0 Ah	4.0 Ah
Working time (+/- 20%)	50 min	15 min	20 min	40 min
Blade teeth speed	3500 spm	-	-	-
Handle type	Turnable 180° - 5 positions	-	Loop	Loop
Blade type	Dual action - Laser cut	-	-	4 T
Max air volume	-	11.4 m³/ min	-	-
Max air speed	-	55 m/s	-	-
Cutting width	-	-	30 cm	38 cm
Nylon head type			Automatic dual line	Bump&Work dual line easy-load
Vibrations level (front/rear handle)	n.a.	2.5 m/s²	n.a.	n.a.
Guaranteed sound power level (LwA)	94 dB (A)	96 dB (A)	n.a.	n.a.
Product weight	3.5 Kg	2.6 Kg	3.0 Kg	3.4 Kg
Art Nr.	278300008/ST1	278500008/ST1	278100008/ST1	278200008/ST1

A close-up photograph of a person's hands holding a large clump of dark, rich soil. The hands are positioned in the center of the frame, with the fingers gently gripping the earth. The soil is dark brown and appears moist. In the foreground and background, there are various green plants, some of which are slightly out of focus, creating a sense of depth. The overall scene is set in a garden or field, with natural light illuminating the scene.

Index

ROBOT MOWERS

14

Get a perfect lawn and time to actually enjoy it

Autoclip 500	16
Autoclip 200	18
Autoclip M	20

LAWN MOWERS

24

A wide variety of lawn mowers for every type of garden

Twinclip	26
Multiclip	30
Collector & Combi	37
Cylinder Mowers	50

FRONT MOWERS

52

Meet the challenges of mowing head on

Park Pro	54
Park	56
Combi Decks	60
Villa	64
MultiPurpose Vehicle	66
Zero Turns Mowers	68

LAWN TRACTORS

70

Born to ride everywhere

Estate	72
Tornado	77
Combi	81

HANDHELDS & RECYCLING

84

For trimming, cutting, cleaning, soil & ground care

500 Series System	86
24 V PowerPack	89
48 V PowerPack	92
80 V PowerPack	96
Garden Multi-Mate	99
Hedge Trimmers	101
Grass Trimmers & Brush Cutters	103
Chainsaws	115
Chipper & Shredder	123
Scarifiers	124
Tillers & Schyte	125

CLEANING RANGE

128

Domestic cleaning tools for soft and hard outdoor surfaces

Blowers	130
High Pressure Cleaning	132
Sweepers	136
Snow Throwers	138

ACCESSORIES

141

Get top results in complete safety

Safety Clothing	143
Lubricants & Oils	145

Robot Mowers

Autoclip



Get a perfect lawn and time to actually enjoy it

STIGA Autoclip robot mowers combine real metal blades with the latest technology to provide superior cutting and optimal efficiency.

Leave the work to a perfectionist, sit back and just relax!

Being a STIGA Autoclip



PERFECT LAWN

Incomparably smooth and perfectly cut lawn. You will be astonished by how much your turf will improve in appearance and health after using STIGA Autoclip in your garden for just a few months.



FULL CONNECTIVITY

All Autoclip robots are equipped with full connectivity via Bluetooth or GSM making it easier than ever to control and program your robot to suit your life.



TIME & ENERGY EFFICIENCY

Thanks to its superior battery capacity, Autoclip works for a long time without having to return to the charging station. So, while other robots occupy the garden much longer, Autoclip leaves you with all the time you want to enjoy your garden.

ADDITIONAL FEATURES



HANDLES SLOPES UP TO 45%

The wheels provide excellent traction and allow STIGA Autoclip to tackle steep slopes.



RAIN SENSORS

Alert Autoclip to return to the charging station and stay there as long as it rains.



INTELLIGENT SPIRAL MOVEMENT

When tall grass is detected, the robot triggers the intelligent spiral movement for a perfect finish.

BRUSHLESS MOTORS

Save battery power, reduce noise levels and work for longer sessions between maintenance intervals.

AUTOMATIC RECHARGING

The robot returns and connects to the charging station autonomously.

SUPERIOR LITHIUM-ION BATTERIES

The most innovative solution to reach improved performance and longer working times.

THEFT PROTECTION

Keep your robot safe with a 4-digit PIN code to prevent theft or unauthorized use.

BORDER CUT

Border cut ensures a perfect finish by also cutting alongside the perimeter wire.

SEPARATE AREAS

Manages up to 8 different working areas.

ECO-MODE

The sensor detects where the lawn has already been mowed, improving efficiency.

Autoclip 500

The smartest and most efficient way to a perfect lawn

The Autoclip 530/550 SG are provided with remote control operation via the Autoclip Remote App that allows you to exclude areas in which you don't want it to work. With an integrated GPS system, this robot mower can map terrain for an intelligent sub-zone cut.



DISPLAY

Wide touch screen display with pre-set and customized working modes, an intuitive menu and easy access to the robot's functions.



BIG WHEELS WITH HIGH-GRIP

Bigger wheels (270 mm) with a new high-grip tread perform excellently on grounds in any condition.



WORKING AREA




ZONE CUT EXCLUSION



SMART CUT SYSTEM





	AUTOCLIP 550 SG	AUTOCLIP 530 SG	AUTOCLIP 528 S
Maximum working area	5000 m ²	3200 m ²	2600 m ²
Motor type	Brushless	Brushless	Brushless
Battery type	Lithium-ions	Lithium-ions	Lithium-ions
Number of batteries	2	1	1
Battery voltage	25,9V	25,9v	25,9V
Battery_capacity	7,5 Ah	7,5 Ah	7,5 Ah
Maximum working time	7h	3h 30min	3h 30min
Cutting method	GPS-assisted virtual partition	GPS-assisted virtual partition	Random
Cutting width	29 cm	29 cm	29 cm
Cutting height range	25-70 mm	25-70 mm	25-70 mm
Blade type	4 teeth / 8 edges	4 teeth / 8 edges	4 teeth / 8 edges
Blade speed	3000rpm	3000rpm	3000rpm
Maximum cutting speed	30 m/min	30 m/min	30 m/min
Eco-mode	Yes	Yes	Yes
Rain sensors	Yes	Yes	Yes
Maximum managed areas	8	8	8
Maximum slope	45%	45%	45%
Obstacle detenction sensors	On cover	On cover	On cover
PIN code	Yes	Yes	Yes
Smart APP	Yes	Yes	Yes
APP Control	GSM/GPS	GSM/GPS	Bluetooth
User interface	Touch screen display	Touch screen display	Touch screen display
Product weight	18 kg	16,7 kg	16,7 kg
Art Nr.	2R5007658/ST1	2R5005658/S17	2R5005558/S17
Price excl. VAT / Price incl. VAT			



Autoclip 200

It cuts the lawn perfectly
and it is never in your way

Compact, light and reliable robots that handle even the most complex gardens, narrow spaces and slopes up to 45%.

The Autoclip Remote App allows you to control your robot via Bluetooth.



SOLID METAL BLADE

Not only is the solid blade safer and provides greater cutting results, it also lasts longer – when the blade starts to wear out just flip it and double its life time.



AUTOMATIC RECHARGING

Autoclip autonomously returns and hooks up to the charging station, proceeding alongside the perimeter wire; no guide cable needed. Installation wire options regulate its return routes and movements. The charging base cover is available as separate accessory (included in 230S model).




**WORKING
AREA**



**FACING
COMPLEXITY**





	AUTOCLIP 230 S	AUTOCLIP 225 S	AUTOCLIP 221
Maximum working area	2000 m ²	1100 m ²	500 m ²
Motor type	Brushless	Brushless	With brushes
Battery type	Lithium-ions	Lithium-ions	Lithium-ions
Number of batteries	3	2	1
Battery voltage	25,9V	25,9V	25,9V
Battery_capacity	2,5 Ah	2,5 Ah	2,5 ah
Maximum working time	4h	2h 30min	50 min
Cutting method	Random	Random	Random
Cutting width	25 cm	25 cm	25 cm
Cutting height range	25-60 mm	25-60 mm	25-60 mm
Blade type	4 teeth / 8 edges	4 teeth / 8 edges	4 teeth / 8 edges
Blade speed	2800rpm	2800rpm	2400rpm
Maximum cutting speed	30 m/min	30 m/min	25 m/min
Eco-mode	Yes	Yes	No
Rain sensors	Yes	Yes	Yes
Maximum managed areas	4	4	2
Maximum slope	45%	45%	45%
Obstacle detencion sensors	On wheels	On wheels	On wheels
PIN code	Yes	Yes	Yes
Smart APP	Yes	Yes	Yes
APP Control	Bluetooth	Bluetooth	Bluetooth
User interface	Keypad with display	Keypad with display	Keypad with display
Product weight	10,1 kg	9,8 kg	9,5 kg
Art Nr.	2R2005158/S17	2R2002058/S17	2R2001608/S17
Price excl. VAT / Price incl. VAT			



Autoclip M

Change to a better lawn
and an easier life

Autoclip M Series is the easy way to a perfect lawn and more free time. It's easy to install, easy to use and easy to program. Set it at manual mode to start cutting when you want or set the automatic mode and program it directly on your smartphone.



**WORKING
AREA**



**FACING
COMPLEXITY**



MANUAL/AUTOMATIC MODE


For manual mode push the START button on the keypad and the mower is ready to go. For automatic mode download the STIGA Autoclip Remote App, connect via Bluetooth and program your working cycles remotely.

WHAT IS IN THE BOX

Everything needed for installation in the box and the installation of the wire is solved quick and easy.





	AUTOCLIP M7	AUTOCLIP M5	AUTOCLIP M3
Maximum working area	750 m ²	500 m ²	300 m ²
Motor type	With brushes	With brushes	With brushes
Battery type	Lithium-ions	Lithium-ions	Lithium-ions
Number of batteries	2	1	1
Battery voltage	25,9V	25,9V	25,9V
Battery capacity	2,5 Ah	2,5 Ah	2,5 Ah
Maximum working time	2h	50min	50min
Cutting method	Random	Random	Random
Cutting width	25 cm	25 cm	22 cm
Cutting height range	25-60 mm	25-60 mm	25-60 mm
Blade type	4 teeth / 8 edge	4 teeth / 8 edge	4 teeth / 8 edge
Blade speed	2800rpm	2400rpm	2400rpm
Maximum cutting speed	28 m/min	25 m/min	25 m/min
Eco-mode	Yes	No	No
Rain sensors	Yes	Yes	Yes
Maximum managed areas	3	2	2
Maximum slope	45%	45%	0,45
Obstacle detection sensors	On wheels	On wheels	On wheels
PIN code	Yes	Yes	Yes
Smart APP	Yes	Yes	Yes
APP Control	Bluetooth	Bluetooth	Bluetooth
User interface	Keypad with display	Keypad	Keypad
Product weight	9,8 kg	9,5 kg	9,5 kg
Art Nr.	2R2002008/ST1	2R2001608/ST1	2R2001508/ST1

Price excl. VAT / Price incl. VAT



Robot Mowers Accessories

Care

Stiga includes a waterproof cover, which allows to protect the charging base in total safety. The charging base cover protects the robot from all atmospheric agents. It is designed to join functionality: the correct fresh air flow is ensured by the front and side windows, while its shape allows easy access to the keypad without removing the robot from the charging base.



1
Packaging
Dimensions: 15,4 x 21 x 6,5 cm
Gross weight: 0,240 kg



2



3

Pos.	Code	EAN	Description	Fits for	Measures cm	Info
1	1126-9150-01	7313329260547	Protective cover	M3 - M5 - M7 - 221 - 225 S - 230 S	60 x 50 x 35	Protect the charging station against sun, ice, rain, dust
2	1126-9164-01	7313329295976	Charging base cover	M3 - M5 - M7 - 221 - 225 S	53,4 x 51,6 x 33,5	Screws are included
3	1126-9176-01	8008989903284	Charging base cover	528 S	72,6 x 35,6 x 64,4	-

Wheels



1
Packaging
Dimensions: 27 x 27,5 x 0,5 cm
Gross weight: 0,300 kg

Pos.	Code	EAN	Description	Fits for	NR pcs	Info
1	1126-9151-01	7313329260554	Toothed spike wheel	M3 - M5 - M7 - 221 - 225 S - 230 S	1	-

Installation

To ensure best performance, Autoclip robot models requiring installation should undergo a careful installation procedure. To this end, Stiga provides all related installation materials and solutions.



1 Packaging
Dimensions: 21,8 x 21,5 x 7,4 cm
Gross weight: 2,060 kg



2 Packaging
Dimensions: 16,2 x 8,4 x 16,2 cm
Gross weight: 1,340 kg



3 Packaging
Dimensions: 25,2 x 19 x 9 cm
Gross weight: 0,670 kg



4 Packaging
Dimensions: 25,2 x 19 x 9 cm
Gross weight: 0,670 kg



5 Packaging
Dimensions: 11 x 13,8 x 2,8 cm
Gross weight: 0,190 kg



6 Packaging
Dimensions: 14,8 x 52 x 24,2 cm
Gross weight: 4 kg



7 Packaging
Dimensions: 14,8 x 52 x 24,2 cm
Gross weight: 4 kg



8 Packaging
Dimensions: 15,5 x 53,7 x 28,9 cm
Gross weight: 9 kg

Pos.	Code	EAN	Description	Specifications	Length	Fits for
1	1126-9147-01	7313329260516	Cable	1 x 1,5 - Ø 3,0 mm	100 mt	All
2	1126-9180-01	8008989903406	Cable	1 x 0,75 - Ø 2,35 mm	100 mt	M3 - M5 - M7 - 221 - 225 S - 230 S
3	1126-9148-01	7313329260523	Tape	For perimeter cable joints	-	All
4	1126-9170-01	8008989902690	Nails	100 pcs	-	All
5	1126-9172-01	8008989902713	Connectors	10 pcs	-	All
6	1126-9181-01	8008989903444	Kit installation Small (only 22 series)	150 mt x 0,75 Ø 2,35 mm cable 300 nails + 3 connectors	-	M3 - M5 - M7 - 221 - 225 S - 230 S
7	1126-9182-01	8008989903451	Kit installation Small (all series)	150 mt x 1,5 Ø 3,0 mm cable 300 nails + 3 connectors	-	All
8	1126-9183-01	8008989903468	Kit installation Large (all series)	300 mt x 1,5 Ø 3,0 mm cable 500 nails + 6 connectors	-	All

Lawn Mowers

Twinclip, Multiclip
& Combi Collector



A wide variety of lawn mowers for every type of garden

Designed for effortless best results, STIGA lawnmowers are the most comprehensive range on the market, meeting all lawn care needs.

Covering all consumer needs and expectations.

Being a STIGA lawn mower



TOP CUTTING BLADES TECHNOLOGY

Cutting performance is a must and STIGA assures its top execution by the patented double-layered blade on Twinclip, the STIGA Multiclip technology, while giving the possibility to choose among 4 different cutting methods.



DIVERSIFICATION OF POWER SOURCE AND DECKS

Keeping the variety of customer's gardens in mind, STIGA offers a wide scale of cutting decks shape, design and width and let you choose between the power source most suitable to your garden needs.



A PERFECT CONFIGURATION

To fulfill each customer's approach, expectation and value for money, the STIGA lawnmowers range offer a multiplicity of configurations from essential to fully accessorized with a mower to suit everyone.

ADDITIONAL FEATURES



VARIETY OF POWER SOURCES

Choose among manual cylinder mowers, electric machines, battery Li-Ion technology and petrol engines.



CAPACIOUS GRASSBAGS

Fabric grass collectors with a capacity of up to 70 L, for a collection done properly.



WIDE RANGE OF CUTTING HEIGHTS

Adjusting all wheels to the desired level is easy with one comfortable lever.

TOP SELECTION OF HANDLES

Digital displays on battery powered models, height adjustment systems over injected levers on Twinclip and X-shaped handles on Multiclip.

WIDEST CUTTING SIZE RANGE

From 33 to 53 cm deck diameter.

DRIVING

You decide whether to push your Lawn Mower or follow it if provided with self propelled driving. Electric transmission on top battery mowers versions.

SELECTION OF DECKS

Top materials and innovative engineering for maximum results.

EQUIPPED FOR YOUR COMFORT

Electric start: start the engine with the push of a button or by turning the key. No cord to pull.

Speed variator: for the mower to adjust its speed to your walking one.

Vibe Control System: reduce vibrations by shock absorbing materials.

Blade Brake Clutch: disengage the blade while keeping the engine on.

Washing link: to store the mower perfectly clean and preserve it.

Vertical storage: store it vertically with oil and fuel in by occupying less space.

Roller versions: replace the back wheels with a rear steel roller for the perfectly striped English garden.

Twinclip

Double the cut for total lawn care

All models feature a double-edged Twinclip blade, doubling mowing efficiency and power for the perfect cut. STIGA Twinclip Lawn Mowers offer superior cutting and collecting performances, maximum comfort and everlasting endurance.



XC SYSTEM TECHNOLOGY

Double-layered blade specifically shaped to perform a double cut and make grass clippings smaller

Special deck design improving the airflow and the overall collecting performances

Extrashield protecting mechanical parts against dirt and bumps.

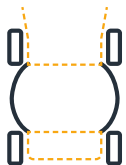


ONE MOTION SYSTEM

Plug-in-box allows you to plug it with just one hand and in just one move

Button-handle system to regulate to desired cutting height in just one movement

Overinjected levers to adjust the Pro handlebar in height by means of a single motion



STRONG CONSTRUCTION

Composite deck mixing the resistance of galvanized steel with the durability of aluminium

Stronger chassis with four moulding steps to double the stiffness

Heavy Duty transmission, design less sensitive to wear and with no cable adjustment for increased durability, performance and solidity by alu case.

SPECIAL CONFIGURATIONS

Twinclip 50 SVE-R B **ROLLER VERSION**


Twinclip 55 S H BBC **BBC VERSION**

Twinclip 55 S-R H BBC **ROLLER & BBC**



ROLLER VERSION

For a wonderfully striped lawn.



BBC

Blade Brake Clutch for disengaging the blade without turning off the engine for walking through paths of gravel for example.

SPECIAL CONFIGURATIONS

Twinclip 50 SQ DAE

Now powered by dual battery

- New dual battery powertrain 48 V 2 + 2 extra x 5 Ah
- Electric transmission with variator
- Digital display on handle
- Equipped with fast charger

TWINCLIP 50 SQ DAE	
Battery voltage	48 V
Battery capacity	5 Ah
Number of batteries	2 (+ 2 extra)
Working area	n.a.
Deck material	Galvanized Steel
Cutting method	Collecting , Mulching, Rear discharge, Side discharge
Cutting width	48 cm
Cutting height adjustment	Centralized
Cutting height positions / Range	7 Positions , 25 - 77 mm
Driving	Self propelled
Handlebar type	Digi-handlebar with cam locks + softgrip handle adjustable
Equipment	Electric speed variator, 4 in 1 cutting method, front alu handle
Collector capacity	70 L
Wheels	210/240 mm ball bearings
Vibration level	n.a.
Product weight	n.a.
Art Nr.	294512878/ST1
Price excl. VAT / Price incl. VAT	

For specific info about battery go to **PAGE 88**

NEW!



SPECIAL CONFIGURATIONS

Twinclip 50 SB & Twinclip 55 SB

The ultimate space-saver

- New B&S 625 & 675 EXi series Ready Start Mow & Stow engines
- Occupy less space by storing it vertically with oil and fuel in
- Footprint reduction of up to 70%





UP!


TWINCLIP 55 S H BBC
TWINCLIP 55 S-R H BBC
TWINCLIP 55 SV H

Engine Brand / Model	Honda GXV 160 OHV	Honda GXV 160 OHV	Honda GCVx170 OHV Autochoke
Displacement	163 cm ³	163 cm ³	167 cm ³
Engine net power/ RPM	2,87 kW @2800 RPM	2,87 kW @2800 RPM	3,30 kW @2900 RPM
RPM control	Accelerator on handle	Accelerator on handle	Fix RPM
Fuel tank capacity	1,8 L	1,8 L	0,91 L
Working area	up to 2500 sqm	up to 2500 sqm	up to 2500 sqm
Deck material	Galvanized steel	Galvanized steel	Galvanized steel
Cutting method	Collecting	Collecting	Collecting , Mulching, Rear discharge
Cutting width	53 cm	53 cm	53 cm
Cutting height adjustment	Centralized	Centralized	Centralized
Cutting height positions / Range	7 Positions , 25 - 77 mm	8 Positions , 13 - 65 mm	7 Positions , 25 - 77 mm
Driving	Self propelled	Self propelled	Self propelled
Handlebar type	Ergonomic 25 mm adjustable by button + soft grip	Ergonomic 25 mm adjustable by button + soft grip	Sideral 28mm adjustable by lever + soft grip
Equipment	Front alu handle, washing link, Blade Brake Clutch	Front alu handle, washing link, roller, Blade Brake Clutch	Front alu handle, speed variator, vcs, washing link
Collector capacity	70 L	80 L	70 L
Wheels	210/240 mm ball bearings	200/Roller ball bearings	210/240 mm ball bearings
Vibration level	n.a.	n.a.	n.a.
Product weight	n.a.	n.a.	54,7 kg
Art Nr.	294568038/ST1	294569338/ST1	294563038/ST1

Price excl. VAT / Price incl. VAT


TWINCLIP 55 SVEQ B
TWINCLIP 50 SVE-R B
TWINCLIP 50 SVEQ B

Engine Brand / Model	B&S 775 IS series InStart Electric Start	B&S 675 IS series InStart Electric Start	B&S 675 IS series InStart Electric Start
Displacement	161 cm ³	161 cm ³	163 cm ³
Engine net power/ RPM	2,58 kW @ 2900 RPM	2,59 kW @2800 RPM	2,59 kW @2800 RPM
RPM control	Fix RPM	Fix RPM	Fix RPM
Fuel tank capacity	1 L	1 L	1 L
Working area	up to 2500 sqm	up to 2000 sqm	up to 2000 sqm
Deck material	Galvanized steel	Galvanized steel	Galvanized steel
Cutting method	Collecting , Mulching, Rear discharge, Side discharge	Collecting	Collecting , Mulching, Rear discharge, Side discharge
Cutting width	53 cm	48 cm	53 cm
Cutting height adjustment	Centralized	Centralized	Centralized
Cutting height positions / Range	7, 25 - 77 mm	8, 13 - 65 mm	7, 25 - 77 mm
Driving	Self propelled	Self propelled	Self propelled
Handlebar type	Ergonomic 25 mm adjustable by button + soft grip	Ergonomic 25 mm adjustable by button + soft grip	Ergonomic 25 mm adjustable by button + soft grip
Equipment	Front alu handle, speed variator, vcs, 4 in 1 cutting method, washing link	Front alu handle, speed variator, vcs, washing link, roller	Front alu handle, speed variator, vcs, 4 in 1 cutting method, washing link
Collector capacity	70 L	80 L	70 L
Wheels	210/240 mm ball bearings	200/Roller ball bearings	210/240 mm ball bearings
Vibration level	n.a.	n.a.	n.a.
Product weight	53 kg	51 kg	50 kg
Art Nr.	294563528/ST1	294519528/ST1	294513528/ST1

Price excl. VAT / Price incl. VAT




NEW!



NEW!



NEW!


	TWINCLIP 55 SQ B	TWINCLIP 50 SQ H	TWINCLIP 50 SEQ
			
Engine Brand / Model	B&S 675 EXi series ready start Mow&Stow	Honda GCVx145 OHV Autochoke	STIGA ST 170 LS OHV Autochoke Electric Start
Displacement	163 cm ³	145 cm ³	166 cm ³
Engine net power/ RPM	2,59 kW @2800 RPM	2,75 kW @2900 RPM	2,60 kW @2900 RPM
RPM control	Fix RPM	Fix RPM	Fix RPM
Fuel tank capacity	n.a.	n.a.	n.a.
Working area	up to 2500 sqm	up to 2000 sqm	up to 2000 sqm
Deck material	Galvanized steel	Galvanized steel	Galvanized steel
Cutting method	Collecting , Mulching, Rear discharge, Side discharge	Collecting , Mulching, Rear discharge, Side discharge	Collecting , Mulching, Rear discharge, Side discharge
Cutting width	48 cm	48 cm	48 cm
Cutting height adjustment	Centralized	Centralized	Centralized
Cutting height positions / Range	7, 25 - 77 mm	7, 25 - 77 mm	7, 25 - 77 mm
Driving	Self propelled	Self propelled	Self propelled
Handlebar type	Ergonomic adjustable by button	Ergonomic adjustable by button	Ergonomic adjustable by button
Equipment	Front alu handle, vcs, 4 in 1 cutting method, washing link, vertical storage	Front alu handle, vcs, 4 in 1 cutting method, washing link	Front alu handle, vcs, 4 in 1 cutting method, washing link
Collector capacity	70 L	70 L	70 L
Wheels	210/240 mm ball bearings	210/240 mm ball bearings	210/240 mm ball bearings
Vibration level	n.a.	n.a.	n.a.
Product weight	n.a.	n.a.	n.a.
Art Nr.	294562828/ST1	294512838/ST1	294512548/ST1
Price excl. VAT / Price incl. VAT			



NEW!



UP!

	TWINCLIP 50 SQ B	TWINCLIP 50 S
		
Engine Brand / Model	B&S 625 EXi series Ready start Mow& Stow	STIGA ST 170 OHV Autochoke
Displacement	150 cm ³	166 cm ³
Engine net power/ RPM	2,27 kW @2900 RPM	2,60 kW @2900 RPM
RPM control	Fix RPM	Fix RPM
Fuel tank capacity	n.a.	n.a.
Working area	up to 2000 sqm	up to 2000 sqm
Deck material	Galvanized steel	Galvanized steel
Cutting method	Collecting , Mulching, Rear discharge, Side discharge	Collecting, Mulching, Rear discharge
Cutting width	48 cm	48 cm
Cutting height adjustment	Centralized	Centralized
Cutting height positions / Range	7, 25 - 77 mm	7, 25 - 77 mm
Driving	Self propelled	Self propelled
Handlebar type	Ergonomic adjustable by button	Ergonomic 2mm adjustable by button + soft grip
Equipment	Front alu handle, vcs, 4 in 1 cutting method, washing link, vertical storage	Front alu handle, washing link
Collector capacity	70 L	70 L
Wheels	210/240 mm ball bearings	210/240 mm ball bearings
Vibration level	n.a.	n.a.
Product weight	n.a.	49 kg
Art Nr.	294512828/ST1	294512048/ST1
Price excl. VAT / Price incl. VAT		

Collector & Combi

The perfect combination
of performance and comfort

Combi models are versatile Lawn Mowers offering 3 to 4 cutting system in one machine: choose between collect, mulching, rear and side discharge. The Combi petrol series has been enhanced with top range Lawn Mowers with improved airflow for superior performance, new ergonomic design and better collecting results.

New features on Combi 48 and 43 models



FRONT HANDLE

Provides a more aggressive look to the mower and can be useful when lifting the mower.



SKID PLATE

Front skid plate as standard to improve grass collection and reduce scalping.



CENTRAL ADJUSTMENT

All versions fit central height adjustment as standard.




BOX INDICATOR

Grasscatcher with full box indicator as standard.



GRASSBOX GUIDE


Reduces the loss of grass during emptying operations.




WASHING LINK

Useful connector to water hose for quick wash of the deck after usage.



	COMBI 55 SQ DAE	COMBI 50 SQ DAE	COMBI 48 SQ DAE
			
Battery Voltage	48 V	48 V	48 V
Battery capacity	5 Ah	4 Ah	4 Ah
Number of batteries	2 (+ 2 extra)	2	2
Working area	n.a.	n.a.	n.a.
Deck material	Galvanized steel	Galvanized steel	Galvanized steel
Cutting method	Collecting , Mulching, Rear discharge, Side discharge	Collecting , Mulching, Rear discharge, Side discharge	Collecting , Mulching, Rear discharge, Side discharge
Cutting width	53 cm	48 cm	46cm
Cutting height adjustment	Centralized	Centralized	Centralized
Cutting height positions / Range	5 Positions, 25-80 mm	5 Positions, 25-65 mm	6 Positions, 22-80mm
Driving	Self propelled	Self propelled	Self propelled
Handlebar type	Digi-handlebar with cam locks + softgrip handle adjustable	Digi-handlebar with cam locks + softgrip handle adjustable	Digi-handlebar with cam locks + softgrip handle adjustable
Equipment	Electric speed variator, 4 in 1 cutting method, front handle	Electric speed variator, 4 in 1 cutting method, front handle	Electric speed variator, 4 in one, front handle
Collector capacity	70 L	70 L	n.a.
Wheels	200/280 mm ball bearings	180/240 mm ball bearings	200/280 mm ball bearings
Vibration level	n.a.	n.a.	n.a.
Product weight	n.a.	n.a.	n.a.
Art Nr.	294556878/ST1	294506878/ST1	2L0483808/ST1
Price excl. VAT / Price incl. VAT			

For specific info about battery go to **PAGE 88**

	COMBI 43 SQ DAE	COMBI 43 Q DAE
		
Battery Voltage	48 V	48 V
Battery capacity	4 Ah	4 Ah
Number of batteries	2	2
Working area	n.a.	n.a.
Deck material	Galvanized steel	Galvanized steel
Cutting method	Collecting , Mulching, Rear discharge, Side discharge	Collecting , Mulching, Rear discharge, Side discharge
Cutting width	41cm	41 cm
Cutting height adjustment	Centralized	Centralized
Cutting height positions / Range	6 Positions, 22-65 mm	6 Positions, 22-65 mm
Driving	Self propelled	Push
Handlebar type	Digi-handlebar with cam locks + softgrip handle adjustable	Digi-handlebar with cam locks + softgrip handle adjustable
Equipment	Electric speed variator, 4 in 1 cutting method, front handle	Electric speed variator, 4 in 1 cutting method, front handle
Collector capacity	n.a.	n.a.
Wheels	200/200 mm ball bearings	200/200 mm ball bearings
Vibration level	n.a.	n.a.
Product weight	n.a.	n.a.
Art Nr.	2L0433908/ST1	2L0431808/ST1
Price excl. VAT / Price incl. VAT		

For specific info about battery go to **PAGE 88**



NEW!

	COMBI 48 S AE	COMBI 43 AE	COMBI 53 SQ MAE
			
Battery Voltage	80 V	80 V	60 V
Battery capacity	5 Ah	4 Ah	5 Ah
Number of batteries	1	1	1
Working area	500 sqm	up to 500 sqm	n.a.
Deck material	Steel	Steel	Steel
Cutting method	Collecting , Mulching, Rear discharge	Collecting , Mulching, Rear discharge	Collecting , Mulching, Rear discharge, Side discharge
Cutting width	46 cm	41 cm	51 cm
Cutting height adjustment	Centralized	Centralized	Centralized
Cutting height positions / Range	5 Positions, 27-80 mm	5 Positions, 27-80 mm	5 Positions, 27-90 mm
Driving	Self Propelled	Push	Self Propelled
Handlebar type	Digi-handlebar with new cam locks + soft grip handle adjustable	Comfort switch with softgrip handle adjustable	Ergonomic with double hand switch handle adjustable
Equipment	Electric speed variator	-	Electric speed variator, 4 in 1 cutting method
Collector capacity	60 L	60 L	60 L
Wheels	180/240 mm ball bearings	180/180 mm ball bearings	200/280 mm ball bearings
Vibration level	n.a.	n.a.	n.a.
Product weight	n.a.	n.a.	n.a.
Art Nr.	295486008/ST1	295431008/ST1	295536868/ST1
Price excl. VAT / Price incl. VAT			

For specific info about 80 V battery go to **PAGE 98**

NEW!




NEW!



NEW!

	COMBI 48 SQ MAE	COMBI 48 Q MAE	COMBI 43 MAE
			
Battery Voltage	60 V	60 V	60 V
Battery capacity	5 Ah	5 Ah	5 Ah
Number of batteries	1	1	1
Working area	n.a.	n.a.	n.a.
Deck material	Steel	Steel	Steel
Cutting method	Collecting , Mulching, Rear discharge, Side discharge	Collecting , Mulching, Rear discharge, Side discharge	Collecting , Mulching, Rear discharge
Cutting width	46 cm	46 cm	41 cm
Cutting height adjustment	Centralized	Centralized	Centralized
Cutting height positions / Range	5 Positions, 27-80 mm	5 Positions, 27-80 mm	5 Positions, 27-80 mm
Driving	Self Propelled	Push	Push
Handlebar type	Ergonomic with double hand switch	Ergonomic with double hand switch	Ergonomic with double hand switch
Equipment	Front handle, Electric speed variator, 4 in 1 cutting method	Front handle, 4 in 1 cutting method	Front handle
Collector capacity	60 L	60 L	60 L
Wheels	180/240 mm ball bearings	180/180 mm ball bearings	180/180 mm ball bearings
Vibration level	n.a.	n.a.	n.a.
Product weight	n.a.	n.a.	n.a.
Art Nr.	295486868/ST1	295485868/ST1	295431068/ST1
Price excl. VAT / Price incl. VAT			



	SLM 4048 AE	SLM 3648 AE	SLM 3448 AE
 Battery Voltage	48 V	48 V	48 V
Battery capacity	5 Ah	2,5 Ah	2 Ah
Number of batteries	1	1	1
Working area	up to 500 sqm	up to 200 sqm	up to 150 sqm
Deck material	Polypropylene ABS	Polypropylene ABS	Polypropylene ABS
Cutting method	Collecting , Mulching, Rear discharge	Collecting , Mulching, Rear discharge	Collecting , Rear discharge
Cutting width	38cm	34cm	34cm
Cutting height adjustment	Centralized	Centralized	Centralized
Cutting height positions / Range	6 Positions, 25-75	6 Positions, 25-75 mm	6 Positions ,25-75 mm
Driving	Push	Push	Push
Handlebar type	Comfort switch with softgrip handle adjustable by cam locks	Comfort switch with softgrip handle adjustable by cam locks	Comfort switch with softgrip handle adjustable by cam locks
Equipment	-	-	-
Collector capacity	40 L	35 L	35 L
Wheels	150/250 mm	140/170 mm	140/170 mm
Vibration level	n.a.	n.a.	n.a.
Product weight	n.a.	n.a.	n.a.
Art Nr.	294385068/ST1	294345068/ST1	294345168/ST1
Price excl. VAT / Price incl. VAT			

For specific info about battery go to **PAGE 95**

48 V PowerPack

RESIDENTIAL
GARDEN

POWER



DUTY



Collector & Combi




NEW!



NEW!



NEW!

	COMBI 55 SVQ H	COMBI 50 SVQ H	COMBI 55 SVEQ B
			
Engine Brand / Model	Honda GCVx170 OHV Autochoke	Honda GCVx145 OHV Autochoke	B&S 775 IS series InStart - Electric start
Displacement	167 cm ³	145 cm ³	n.a.
Engine net power /RPM	3,30 kW @2900 RPM	2,75 kW @2900 RPM	2,58 kW @ 2900 RPM
RPM control	Fix RPM	Fix RPM	Fix RPM
Fuel tank capacity	n.a.	n.a.	n.a.
Working area	up to 2000 sqm	up to 1600 sqm	up to 2000 sqm
Deck material	Steel	Steel	Steel
Cutting method	Collecting , Mulching, Rear discharge, Side discharge	Collecting , Mulching, Rear discharge, Side discharge	Collecting , Mulching, Rear discharge, Side discharge
Cutting width	53 cm	48 cm	53 cm
Cutting height adjustment	Centralized by level	Centralized by level	Centralized by level
Cutting height positions / Range	5,25-80 mm	5 Positions, 25-65 mm	5,25-80 mm
Driving	Self propelled	Self propelled	Self propelled
Handlebar type	Ergonomic adjustable by camlocks + soft grip	Ergonomic adjustable by camlocks + soft grip	Ergonomic adjustable by camlocks + soft grip
Equipment	Speed variator, 4 in 1 cutting method, front handle, washing link	Speed variator, 4 in 1 cutting method, front handle, washing link	Speed variator, 4 in 1 cutting method, front handle, washing link
Collector capacity	70 L	70 L	70 L
Wheels	200/280 mm ball bearings	180/240 mm ball bearings	200/280 mm ball bearings
Vibration level	n.a.	n.a.	n.a.
Product weight	n.a.	n.a.	n.a.
Art Nr.	294557838/ST1	294503838/ST1	294557528/ST2
Price excl. VAT / Price incl. VAT			




NEW!



UP!




	COMBI 55 SVQ B	COMBI 55 SQ B	COMBI 55 SQ
			
Engine Brand / Model	B&S 750 EX series Dov ready start	B&S 675 EXi series ready start	STIGA ST 170 OHV Autochoke
Displacement	n.a.	163 cm ³	166 cm ³
Engine net power /RPM	n.a.	2,59 kW @ 2800 RPM	2,60 kW @2900 RPM
RPM control	Fix RPM	Fix RPM	Fix RPM
Fuel tank capacity	n.a.	1L	1L
Working area	up to 2000 sqm	up to 2000 sqm	up to 2000 sqm
Deck material	Steel	Steel	Steel
Cutting method	Collecting , Mulching, Rear discharge, Side discharge	Collecting , Mulching, Rear discharge, Side discharge	Collecting , Mulching, Rear discharge, Side discharge
Cutting width	53 cm	53 cm	53 cm
Cutting height adjustment	Centralized by level	Centralized by level	Centralized by level
Cutting height positions / Range	5 Positions, 25-80 mm	5 Positions, 25-80 mm	5 Positions, 25-80 mm
Driving	Self propelled	Self propelled	Self propelled
Handlebar type	Ergonomic adjustable by camlocks + soft grip	Ergonomic adjustable by camlocks + soft grip	Ergonomic adjustable by camlocks + soft grip
Equipment	Speed variator, 4 in 1 cutting method, front handle, washing link	4 in 1 cutting method, front handle, washing link	4 in 1 cutting method, front handle, washing link
Collector capacity	70 L	70L	70L
Wheels	200/280 mm ball bearings	200/280 mm ball bearings	200/280 mm ball bearings
Vibration level	n.a.	n.a.	n.a.
Product weight	40,4 kg	40,4 kg	43,1 kg
Art Nr.	294557828/ST1	294556828/S17	294556848/ST1
Price excl. VAT / Price incl. VAT			



NEW!



NEW!


	COMBI 50 SVEQ B	COMBI 50 SVEQ	COMBI 50 SVQ B
			
Engine Brand / Model	B&S 675 IS series InStart Electric start	STIGA ST 170 LS OHV Autochoke Electric Start	B&S 675 EXi series Ready start
Displacement	163cm ³	166 cm ³	n.a.
Engine net power /RPM	2,59 kW @ 2800 RPM	2,60 kW @2900 RPM	2,59 kW @ 2800 RPM
RPM control	Fix RPM	Fix RPM	Fix RPM
Fuel tank capacity	1 L	n.a.	n.a.
Working area	up to 1600 sqm	up to 1600 sqm	up to 1600 sqm
Deck material	Steel	Steel	Steel
Cutting method	Collecting , Mulching, Rear discharge, Side discharge	Collecting , Mulching, Rear discharge, Side discharge	Collecting , Mulching, Rear discharge, Side discharge
Cutting width	48 cm	48 cm	48 cm
Cutting height adjustment	Centralized by level	Centralized by level	Centralized by level
Cutting height positions / Range	5 Positions, 25-65 mm	5 Positions, 25-65 mm	5 Positions, 25-66 mm
Driving	Self propelled	Self propelled	Self propelled
Handlebar type	Ergonomic adjustable by camlocks + soft grip	Ergonomic adjustable by camlocks + soft grip	Ergonomic adjustable by camlocks + soft grip
Equipment	Speed variator, 4 in 1 cutting method, upper alu handle, washing link	Speed variator, 4 in 1 cutting method, front alu handle, washing link	Speed variator, 4 in 1 cutting method, front alu handle, washing link
Collector capacity	70L	70 L	70 L
Wheels	180/240 mm ball bearings	180/240 mm ball bearings	180/240 mm ball bearings
Vibration level	n.a.	n.a.	n.a.
Product weight	39,6 kg	n.a.	n.a.
Art Nr.	294503528/S17	294503548/ST1	294503828/ST1
Price excl. VAT / Price incl. VAT			



UP!



UP!

	COMBI 50 SQ B	COMBI 50 SQ
		
Engine Brand / Model	B&S 550 E series	STIGA ST 140 OHV
Displacement	150 cm ³	139 cm ³
Engine net power /RPM	2,12 kW @ 2900 RPM	2,20 Kw @2900 RPM
RPM control	Fix RPM	Fix RPM
Fuel tank capacity	0,75 L	0,75 L
Working area	up to 1600 sqm	up to 1600 sqm
Deck material	Steel	Steel
Cutting method	Collecting , Mulching, Rear discharge, Side discharge	Collecting , Mulching, Rear discharge, Side discharge
Cutting width	48 cm	48 cm
Cutting height adjustment	Centralized by level	Centralized by level
Cutting height positions / Range	5 Positions, 25-65 mm	5 Positions, 25-65 mm
Driving	Self propelled	Self propelled
Handlebar type	Ergonomic adjustable by camlocks + soft grip	Ergonomic adjustable by camlocks + soft grip
Equipment	Speed variator, 4 in 1 cutting method, front alu handle, washing link	4 in 1 cutting method, front alu handle, washing link
Collector capacity	70L	70L
Wheels	180/240 mm ball bearings	180/240 mm ball bearings
Vibration level	n.a.	n.a.
Product weight	35,2 kg	35,5 kg
Art Nr.	294502828/ST1	294502848/ST1
Price excl. VAT / Price incl. VAT		

Collector & Combi



NEW!



NEW!



NEW!

	COMBI 53 SQ H	COMBI 48 SQ H	COMBI 53 SEQ B
			
Engine Brand / Model	Honda GCVx170 OHV Autochoke	Honda GCVx145 OHV Autochoke	B&S 675 IS series InStart Electric start
Displacement	167 cm ³	145 cm ³	n.a.
Engine net power /RPM	3,30 kW @2900 RPM	2,75 kW @2900 RPM	2,59 kW @ 2800 RPM
RPM control	Fix RPM	Fix RPM	Fix RPM
Fuel tank capacity	n.a.	n.a.	n.a.
Working area	up to 1800 sqm	up to 1200 sqm	up to 1800 sqm
Deck material	Steel	Steel	Steel
Cutting method	Collecting , Mulching, Rear discharge, Side discharge	Collecting , Mulching, Rear discharge, Side discharge	Collecting , Mulching, Rear discharge, Side discharge
Cutting width	51 cm	46 cm	51 cm
Cutting height adjustment	Centralized	Centralized	Centralized
Cutting height positions / Range	5 Positions, 27-90 mm	6 Positions, 22-80 mm	5 Positions, 27-90 mm
Driving	Self Propelled	Self propelled	Self Propelled
Handlebar type	Ergonomic adjustable + soft grip	Ergonomic adjustable by camlocks + soft grip	Ergonomic adjustable + soft grip
Equipment	4 in 1 cutting method	4 in 1 cutting method,	4 in 1 cutting method
Collector capacity	60 L	60 L	60 L
Wheels	200/280 mm ball bearings	200/280 mm ball bearings	200/280 mm ball bearings
Vibration level	n.a.	n.a.	n.a.
Product weight	n.a.	32,6 kg	n.a.
Art Nr.	295536838/ST1	2L0486838/ST1	295536528/ST1
Price excl. VAT / Price incl. VAT			



NEW!



NEW!



	COMBI 53 SEQ	COMBI 53 SQ B	COMBI 53 SQ
			
Engine Brand / Model	STIGA ST 170 LS OHV Autochoke Electric Start	B&S 625 EXi series Ready start	STIGA ST 170 OHV Autochoke
Displacement	166 cm ³	150 cm ³	166 cm ³
Engine net power /RPM	2,60 kW @2900 RPM	2,27 kW @ 2900 RPM	2,60 kW @2900 RPM
RPM control	Fix RPM	Fix RPM	Fix RPM
Fuel tank capacity	n.a.	0,75 L	n.a.
Working area	up to 1800 sqm	up to 1800 sqm	up to 1800 sqm
Deck material	Steel	Steel	Steel
Cutting method	Collecting , Mulching, Rear discharge, Side discharge	Collecting , Mulching, Rear discharge, Side discharge	Collecting , Mulching, Rear discharge, Side discharge
Cutting width	51 cm	51 cm	51 cm
Cutting height adjustment	Centralized	Centralized	Centralized
Cutting height positions / Range	5 Positions, 27-90 mm	5 Positions, 27-90 mm	5 Positions, 27-90 mm
Driving	Self Propelled	Self Propelled	Self Propelled
Handlebar type	Ergonomic adjustable + soft grip	Ergonomic adjustable + soft grip	Ergonomic adjustable + soft grip
Equipment	4 in 1 cutting method	4 in 1 cutting method	4 in 1 cutting method
Collector capacity	60 L	60 L	60 L
Wheels	200/280 mm ball bearings	200/280 mm ball bearings	200/280 mm ball bearings
Vibration level	n.a.	7,22 m/s ²	n.a.
Product weight	n.a.	36,5 kg	n.a.
Art Nr.	295536548/ST1	295536828/S17	295536848/ST1
Price excl. VAT / Price incl. VAT			




NEW!



NEW!



NEW!

	COMBI 48 SEQ B	COMBI 48 SEQ	COMBI 48 SVQ
			
Engine Brand / Model	B&S 575 IS series InStart - Electric Start	STIGA ST 170 LS OHV Autochoke Electric Start	STIGA ST 170 OHV Autochoke
Displacement	n.a.	166 cm ³	166 cm ³
Engine net power /RPM	2,10 kW @ 2900 RPM	2,60 kW @2900 RPM	2,60 kW @2900 RPM
RPM control	Fix RPM	Fix RPM	Fix RPM
Fuel tank capacity	n.a.	n.a.	n.a.
Working area	up to 1200 sqm	up to 1200 sqm	up to 1200 sqm
Deck material	Steel	Steel	Steel
Cutting method	Collecting , Mulching, Rear discharge, Side discharge	Collecting , Mulching, Rear discharge, Side discharge	Collecting , Mulching, Rear discharge, Side discharge
Cutting width	46 cm	46 cm	46 cm
Cutting height adjustment	Centralized	Centralized	Centralized
Cutting height positions / Range	6 Positions, 22-81 mm	6 Positions, 22-82 mm	6 Positions, 22-82 mm
Driving	Self propelled	Self propelled	Self propelled
Handlebar type	Ergonomic adjustable by camlocks + soft grip	Ergonomic adjustable by camlocks + soft grip	Ergonomic adjustable by camlocks + soft grip
Equipment	4 in 1 cutting method	4 in 1 cutting method	Speed variator, 4 in 1 cutting method
Collector capacity	60 L	60 L	60 L
Wheels	200/280 mm ball bearings	200/280 mm ball bearings	200/280 mm ball bearings
Vibration level	n.a.	n.a.	n.a.
Product weight	n.a.	32,6 kg	n.a.
Art Nr.	2L0486528/ST1	2L0486548/ST1	2L0487848/ST1
Price excl. VAT / Price incl. VAT			



NEW!



NEW!



NEW!

	COMBI 48 SQ B	COMBI 48 SQ	COMBI 48 Q B
			
Engine Brand / Model	B&S 550 E series Mow&Stow	STIGA ST 140 OHV	B&S 500 E series
Displacement	n.a.	139 cm ³	n.a.
Engine net power /RPM	2,12 kW @ 2900 RPM	2,20 Kw @2900 RPM	1,97 kW @ 2900 RPM
RPM control	Fix RPM	Fix RPM	Fix RPM
Fuel tank capacity	n.a.	n.a.	n.a.
Working area	up to 1200 sqm	up to 1200 sqm	up to 1200 sqm
Deck material	Steel	Steel	Steel
Cutting method	Collecting , Mulching, Rear discharge, Side discharge	Collecting , Mulching, Rear discharge, Side discharge	Collecting , Mulching, Rear discharge, Side discharge
Cutting width	46 cm	46 cm	46 cm
Cutting height adjustment	Centralized	Centralized	Centralized
Cutting height positions / Range	6 Positions, 22-82 mm	6 Positions, 22-80 mm	6 Positions, 22-80 mm
Driving	Self propelled	Self propelled	Push
Handlebar type	Ergonomic adjustable by camlocks + soft grip	Ergonomic adjustable by camlocks + soft grip	Ergonomic adjustable by camlocks + soft grip
Equipment	4 in 1 cutting method	4 in 1 cutting method	4 in 1 cutting method
Collector capacity	60 L	60 L	60 L
Wheels	200/280 mm ball bearings	200/280 mm ball bearings	200/280 mm ball bearings
Vibration level	n.a.	n.a.	n.a.
Product weight	n.a.	n.a.	n.a.
Art Nr.	2L0486828/ST1	2L0486848/ST1	2L0485828/ST1
Price excl. VAT / Price incl. VAT			

Collector & Combi



NEW!



NEW!

	COLLECTOR 48 S B	COLLECTOR 48 S
		
Engine Brand / Model	B&S 450 E series	STIGA ST 120 OHV Autochoke
Displacement	n.a.	123 cm ³
Engine net power / Engine rotation speed (RPM)	1,75 kW @2900 RPM	1,9 kW @2900 RPM
RPM control	Fix RPM	Fix RPM
Fuel tank capacity	n.a.	n.a.
Working area	up to 1200 sqm	up to 1200 sqm
Deck material	Steel	Steel
Cutting method	Collecting, Rear discharge	Collecting, Rear discharge
Cutting width	46 cm	46 cm
Cutting height adjustment	Centralized	Centralized
Cutting height positions/ range	6 Positions, 22-65mm	6 Positions, 22-65mm
Driving	Self propelled	Self propelled
Handlebar type	Ergonomic adjustable	Ergonomic adjustable
Equipment	-	-
Collector Capacity	60 L	60 L
Wheels	200/200 mm Bushes	200/200 mm Bushes
Vibration level	n.a.	n.a.
Product weight	30,2 kg	n.a.
Art Nr.	2L0482028/ST1	2L0482048/ST1
Price excl. VAT / Price incl. VAT		




NEW!



NEW!

	COLLECTOR 43 S	COLLECTOR 43
		
Engine Brand / Model	STIGA ST 120 OHV Autochoke	STIGA ST 120 OHV Autochoke
Displacement	123 cm ³	123 cm ³
Engine net power / Engine rotation speed (RPM)	1,9 kW @2900 RPM	1,9 kW @2900 RPM
RPM control	Fix RPM	Fix RPM
Fuel tank capacity	n.a.	n.a.
Working area	up to 1000 sqm	up to 1000 sqm
Deck material	Steel	Steel
Cutting method	Collecting, Rear discharge	Collecting, Rear discharge
Cutting width	41 cm	41 cm
Cutting height adjustment	Centralized	Centralized
Cutting height positions/ range	6 Positions, 22-65 mm	6 Positions, 22-65mm
Driving	Self propelled	Push
Handlebar type	Ergonomic adjustable	Ergonomic adjustable
Equipment	-	-
Collector Capacity	60 L	60 L
Wheels	200/200 mm Bushes	200/200 mm Bushes
Vibration level	n.a.	n.a.
Product weight	n.a.	26,7 kg
Art Nr.	2L0432048/ST1	2L0431048/ST1
Price excl. VAT / Price incl. VAT		



	Turbo Power 53 SV H	Turbo Power 53 S B	Turbo Power 50 S
 Engine Brand / Model	Honda GCVx170 OHV Autochoke	B&S 750 EX series	STIGA ST 170 OHV Autochoke
Displacement	167 cm ³	163 cm ³	166 cm ³
Engine net power / RPM	3,30 kW @2900 RPM	n.a.	2,60 kW @2900 RPM
RPM control	Fix RPM	Fix RPM	Fix RPM
Fuel tank capacity	n.a.	1L	n.a.
Working area	up to 2200 sqm	up to 2200 sqm	up to 2000 sqm
Deck material	Aluminium	Aluminium	Aluminium
Cutting method	Collecting, Mulching, Rear discharge	Collecting, Mulching, Rear discharge	Collecting, Mulching, Rear discharge
Cutting width	51 cm	51 cm	48 cm
Cutting height adjustment	Centralized	Centralized	Centralized
Cutting height positions / Range	7 Positions, 30 - 80 mm	7 Positions, 30 - 80 mm	6 Positions, 30 - 80 mm
Driving	Self propelled	Self propelled	Self propelled
Handlebar type	Ergonomic pro adjustable	Ergonomic pro adjustable	Ergonomic pro adjustable
Equipment	Speed variator, washing link	Washing link	Washing link
Collector capacity	70 L	70 L	70 L
Wheels	210/210 mm ball bearings	210/210 mm ball bearings	210/210 mm ball bearings
Vibration level	n.a.	n.a.	n.a.
Product weight	n.a.	41,8 kg	n.a.
Art Nr.	292168038/ST1	292166028/ST1	295506048/ST1
Price excl. VAT / Price incl. VAT			



Collector & Combi




	COMBI 48 ES	COMBI 48 E	COMBI 44 E
Motor	1800W Trend cover	1600W Trend cover	1800W 230V/50HZ
Working area	up to 1000 sqm	up to 1000 sqm	up to 800 sqm
Deck material	Steel	Steel	Polypropylene
Cutting method	Collecting, Mulcing, Rear discharge	Collecting, Mulcing, Rear discharge	Collecting, Mulcing, Rear discharge
Cutting width	46 cm	46 cm	42 cm
Cutting height adjustment	Centralized	Centralized	Centralized
Cutting height positions/ range	5 Positions, 27 - 80 mm	5 Positions, 27 - 80 mm	6 Positions, 25 - 75 mm
Driving	Self propelled	Push	Push
Handlebar type	Ergonomic with standard switch, Pig-tail. Adjustable	Ergonomic with standard switch, Pig-tail. Adjustable	Comfort switch with softgrip, handle adjustable by cam locks
Equipment	-	-	-
Collector capacity	60 L	60 L	50 L
Wheels	180/240 mm Grooved wheels on ball bearings with soft tread	180/240 mm Grooved wheels on ball bearings with soft tread	150/250 mm Grooved wheels
Vibration level	n.a.	n.a.	n.a.
Product weight	32,9 kg	28,7 kg	15,8 kg
Art Nr.	295487078/S14	295487068/S14	294420068/ST1
Price excl. VAT / Price incl. VAT			



	COMBI 40 E	COMBI 36 E
Motor	1600W 230V/50HZ	1400W 230V/50HZ
Working area	up to 600 sqm	up to 400 sqm
Deck material	Polypropylene	Polypropylene
Cutting method	Collecting, Mulcing, Rear discharge	Collecting, Mulcing, Rear discharge
Cutting width	38 cm	34 cm
Cutting height adjustment	Centralized	Centralized
Cutting height positions/ range	6 Positions, 25 - 75 mm	6 Positions, 25 - 75 mm
Driving	Push	Push
Handlebar type	Comfort switch with softgrip, handle adjustable by cam locks	Comfort switch with softgrip, handle adjustable by cam locks
Equipment	-	-
Collector capacity	40 L	35 L
Wheels	150/250 mm Grooved wheels	140/170 mm Grooved wheels
Vibration level	n.a.	n.a.
Product weight	15,1 kg	13,5 kg
Art Nr.	294380068/ST1	294340068/S15
Price excl. VAT / Price incl. VAT		




	COLLECTOR 39 E	COLLECTOR 35 E
Motor	1400W 230V/50HZ	1000W 230V/50HZ
Working area	up to 500 sqm	up to 300 sqm
Deck material	Polypropylene	Polypropylene
Cutting method	Collecting, Rear discharge	Collecting, Rear discharge
Cutting width	37 cm	33 cm
Cutting height adjustment	On axles	On axles
Cutting height positions/ range	3 Positions, 25 - 65 mm	3 Positions , 25 - 65 mm
Driving	Push	Push
Handlebar type	Ergonomic with double hand switch	Ergonomic with double hand switch
Equipment	-	-
Collector capacity	40 L	30 L
Wheels	140/140 mm grooved wheels	140/140 mm grooved wheels
Vibration level	n.a.	n.a.
Product weight	16,4 kg	14,6 kg
Art Nr.	297370068/ST1	297330068/ST1
Price excl. VAT / Price incl. VAT		



Collector & Combi Accessories

Blades



Pos.	Code	EAN	Length	Type	Fits for
1	1111-9156-02	7313329115878	327	Winged	Collector 35 E
2	1111-9248-02	7313329115779	340	Winged	SLM: 3448 AE, 3648 AE.
2	1111-9290-01	7313329115670	340	Winged	Combi 36 E
3	1111-9157-02	7313329115755	367	Winged	Collector 39 E
4	1111-9280-02	7313329115847	380	Winged	SLM 4048 AE
4	1111-9292-01	7313329115694	380	Winged	Combi 40 E
5	1111-9142-02	7313329115731	410	Mulching	Collector: 43, 48, 48 B, 48 S B. Combi: 43 AE, 43 S AE, 48, 48 AE, 48 B, 48 E, 48 ES, 48 S, 48 S AE, 48 S B, 48 S H, 48 SE B, 48 SQ, 48 SQ H, 53 S, 53 S B, 53 SE, 53 SEQ, 53 SQ B, 53 SQ H. Multipower: 48 S, 53 S. Turbo 53 L-B
6	1111-9291-01	7313329115687	420	Winged	Combi 44 E
7	1111-9502-02	7313329115861	450	Standard	Dino 47 B
8	1111-9249-02	7313329115786	451	Mulching	Multiclip: 47 AE, 47 Blue, 47 Q B, 47 Q H, 47 S AE, 47 S Blue, 47 SEQ B, 47 SQ B
9	1111-9278-02	7313329115823	460	Mulching	Collector: 43, 48, 48 B, 48 S B. Combi: 43 AE, 43 S AE, 48, 48 AE, 48 B, 48 E, 48 ES, 48 S, 48 S AE, 48 S B, 48 S H, 48 SE B, 48 SQ, 48 SQ H, 53 S, 53 S B, 53 SE, 53 SEQ, 53 SQ B, 53 SQ H. Multipower: 48 S.
10	1111-9121-02	7313329115908	460	Mulching	Turbo: 47-48 S BW Plus (2010-)-48 Plus (2011-), Razer: 46S-46PD-48S, Collector: 46 Roller-48 - 48 B - 48 SB, Multimower 48
11	1111-9155-02	7313329115748	478	Mulching	Multiclip: 50 S, 50 S AE, 50 SE, Plus 50 S, Plus 50 SE B, Pro 50 S, Pro 50 S AE, Rental 50 S B.
12	1111-9283-02	7313329115854	478	Winged	MODEL-1
13	1111-9192-02	7,31333E+12	480	Mulching	Combi: 50 S AE, 50 SEQ B, 50 SQ, 50 SQ B, 50 SQ H, 50 SVEQ B, 55 S AE, 55 SEQ, 55 SQ, 55 SQ B, 55 SQ H, 55 SVEQ B, 55 SVQ B, 55 SVQ H. Power: 53 S H, 53 SE B, Turbo power: 50 S B, 50 S H, 53 S B, 53 S, 53 SE B.
14	1111-9256-02	7313329115793	480	Mulching double-layered	Twinclip: 50 S, 50 S B, 50 S H, 50 SV H, 50 SVEQ B, 50 SVE-R B, 55 S B, 55 SV H, 55 SVEQ B.
15	1111-9090-02	7313329115892	480	Mulching	Turbo 48-50, Collector 48-50
16	1111-9122-02	7313329115724	506	Standard	Collector: 46 B, 46 S, 46 S B, 46 S H, 53 S B. Combi: 53 SEQ, 53 SQ B. Power: 53 S H, 53 SE B. Turbo: 53 L-B. Turbo power: 50 S B, 50 S H, 53 S B, 53 S H.
16	1111-9293-01	7313329115700	506	Mulching	Combi 53 S, 53 SQ B
17	1111-9132-02	7313329115717	508	Mulching	Multiclip Pro 53 S B, Multiclip Pro 53 SV
18	1111-9279-02	7313329115830	520	Mulching double-layered	Twinclip 55 S H BBC, Twinclip 55 S-R H BBC
19	1111-9277-02	7313329115816	525	Mulching	Combi: 50 S AE, 50 SEQ B, 50 SQ, 50 SQ B, 50 SQ H, 50 SVEQ B, 55 S AE, 55 SEQ, 55 SQ, 55 SQ B, 55 SQ H, 55 SVEQ B, 55 SVQ B, 55 SVQ H.
20	1111-9257-02	7313329115809	530	Mulching double-layered	Twinclip: 50 S, 50 S B, 50 S H, 50 SV H, 50 SVEQ B, 50 SVE-R B, 55 S B, 55 SV H, 55 SVEQ B.
21	1111-9091-02	7313329115885	530	Mulching	Turbo 55, Collector 55

Engine kits



1



2



3



Pos.	Code	EAN	Type	Fits for
1	1111-9253-01	8008989902591	Engine service kit	For STIGA engine 140/160/190 cc
1	1111-9254-01	8008989902607	Engine service kit	For STIGA engine 100 cc
2	1111-9285-01	8008984813212	Engine service kit	For B&S 300E-450E-500E series
2	1111-9286-01	8008984813229	Engine service kit	For B&S 550E-575E-625E Series
2	1111-9287-01	8008984813236	Engine service kit	For B&S DOV 700E-750EX-775iS Series
2	1111-9288-01	8008984813243	Engine service kit	For B&S 650Exi-675 Exi Series - 675iS Series
3	1134-9188-01	8008989902607	Kit oil and fuel extractor	Suitable for extraction of oil and fuel from all 4 stroke engines

Maintenance



1 - 2 Packaging

Dimensions: 28 x 21 x 9 cm
Gross weight small: 0,565 kg approx.
Gross weight large: 0,680 kg approx.



3 Packaging

Dimensions: 11,5 x 3,5 x 11 cm
Gross weight: 0,150 kg approx.

Pos.	Code	EAN	Description	Features	Measures
1	1111-9225-01	7313329115045	Small protective cover for walk-behind	Grey Stiga logo	145 x 50 x 110 cm
2	1111-9226-01	7313329115052	Large protective cover for walk-behind	Grey Stiga logo	180 x 50 x 110 cm
3	1111-9227-01	7313329115069	Scraper	-	

Multiclip

Ultimate mulching to nurture the beauty of your lawn

Leaders in mulching for over 30 years. Robust, solid and efficient, the STIGA Multiclip mowers feature aluminium or steel chassis resistant to knocks and rust and specially designed blades for top mulching. Cut, fertilize and get the healthy grass you desire.



MULTICLIP TECHNOLOGY

The STIGA Multiclip system cuts and recuts the grass into tiny pieces that simply wilt away, returning valuable nutrients to the soil to encourage beautiful green growth.



TIME SAVER

You do not need to rake up the clippings or empty a collector, which means you can cut the grass around 30% faster when compared to a collecting mower. You also would not need to rake leaves as Multiclip works just as well for leaves.



NATURE RESPECTFUL


- The mulch returned to the soil contains valuable nutrients that feed the lawn, eliminating the need for additional chemical fertilizers.
- The finely chopped grass particles contain essential water and create a moist layer in your lawn, reducing the need for watering.
- Multiclip improves the soil and root zone, helping to reduce thatch.





	MULTICLIP PRO 50 SX DAE	MULTICLIP 50 SX DAE
		
Battery Voltage	48 V	48 V
Battery capacity	5 Ah	4 Ah
Number of batteries	2	2
Working area	n.a.	n.a.
Deck material	Galvanized steel	Galvanized steel
Cutting method	Mulching	Mulching
Cutting width	48 cm	48 cm
Cutting height adjustment	Centralized	Centralized
Cutting height positions / Range	5 Positions, 31-75 mm	5 Positions, 31-75 mm
Driving	Self propelled	Self propelled
Handlebar type	X-Shape Digi-Handlebar with cam locks + softgrip	X-Shape Digi-Handlebar with cam locks + softgrip
Equipment	X-shape Digi-handlebar, electric speed variator, front handle	Electric speed variator, front handle
Wheels	210/210 mm ball bearings	210/210 mm ball bearings
Vibration level	n.a.	n.a.
Product weight	n.a.	n.a.
Art Nr.	291502108/ST2	291502078/ST1
Price excl. VAT / Price incl. VAT		

For specific info about battery go to **PAGE 88**

	MULTICLIP 47 S DAE	MULTICLIP 47 DAE
		
Battery Voltage	48 V	48 V
Battery capacity	4 Ah	4 Ah
Number of batteries	2	2
Working area	n.a.	n.a.
Deck material	Galvanized steel	Galvanized steel
Cutting method	Mulching	Mulching
Cutting width	45 cm	45 cm
Cutting height adjustment	Centralized	Centralized
Cutting height positions / Range	5 Positions, 31-80 mm	5 Positions, 31-81 mm
Driving	Self propelled	Self propelled
Handlebar type	Digi-Handlebar with cam locks + softgrip handle adjustable	Digi-Handlebar with cam locks + softgrip handle adjustable
Equipment	Electric speed variator, front handle	Front handle
Wheels	180/180 mm ball bearings	180/180 mm ball bearings
Vibration level	n.a.	n.a.
Product weight	n.a.	n.a.
Art Nr.	292472078/ST1	292471078/ST1
Price excl. VAT / Price incl. VAT		

For specific info about battery go to **PAGE 88**



NEW!



	MULTICLIP 47 S AE	MULTICLIP 47 AE	MULTICLIP 47 MAE
Battery Voltage	80 V	80 V	60 V
Battery capacity	4 Ah	4 Ah	5 Ah
Number of batteries	1	1	1
Working area	up to 800 sqm	up to 800 sqm	n.a.
Deck material	Steel	Steel	Steel
Cutting method	Mulching	Mulching	Mulching
Cutting width	45 cm	45 cm	45 cm
Cutting height adjustment	Centralized	Centralized	Centralized
Cutting height positions / Range	5 Positions, 31-80 mm	5 Positions, 31-80 mm	5 Positions, 31-80 mm
Driving	Self propelled	Push	Push
Handlebar type	Digi-handInbar with new cam locks + softgrip	Digi-handInbar with new cam locks + softgrip	Ergonomic with double hand switch handle adjustable
Equipment	Front handle	Front handle	Front handle
Wheels	180/180 mm ball bearings	180/180 mm Grooved wheels on ball bearing with soft tread	180/180 mm ball bearings
Vibration level	n.a.	n.a.	n.a.
Product weight	29,3 kg	29,3 kg	n.a.
Art Nr.	298472008/ST1	298471008/ST1	298471068/ST1
Price excl. VAT / Price incl. VAT			


For specific info about 80 V battery go to **PAGE 98**






Multiclip




	MULTICLIP PRO 53 SVX H	MULTICLIP PRO 53 SVX B	MULTICLIP PRO 50 SX H
			
Engine Brand / Model	Honda GCVx170 OHV Autochoke	B&S 850 E I/C series Ready start	Honda GCVx170 OHV Autochoke
Displacement	167 cm ³	n.a.	167 cm ³
Engine net power / RPM	3,30 kW @2900 RPM	2,87 kW @2800 RPM	3,30 kW @2900 RPM
RPM control	Fix RPM	Fix RPM	Fix RPM
Fuel tank capacity	0,91 L	n.a.	n.a.
Working area	up to 2200 sqm	up to 2200 sqm	up to 1700 sqm
Deck material	Aluminium	Aluminium	Galvanized steel
Cutting method	Mulching	Mulching	Mulching
Cutting width	51 cm	51 cm	48 cm
Cutting height adjustment	Centralized	Centralized	Centralized
Cutting height positions / Range	5 Positions, 30 - 65 mm	5 Positions, 30 - 65 mm	5 Positions, 31 - 75 mm
Driving	Self propelled	Self propelled	Self propelled
Handlebar type	X-Shape handlebar adjustable	X-Shape handlebar adjustable	X-Shape handlebar adjustable
Equipment	Speed variator, vcs, front handle, washing link	Speed variator, vcs, front handle, washing link	Vcs
Wheels	205/205 mm ball bearings	205/205 mm ball bearings	210/210 mm ball bearings
Vibration level	n.a.	n.a.	n.a.
Product weight	41 kg	n.a.	n.a.
Art Nr.	293533038/ST1	293533028/ST1	291502138/ST1
Price excl. VAT / Price incl. VAT			



	MULTICLIP 50 SX H	MULTICLIP 50 SXE	MULTICLIP 50 SX
			
Engine Brand / Model	Honda GCVx145 OHV Autochoke	STIGA ST 170 LS OHV Autochoke Electric Start	STIGA ST 170 OHV Autochoke
Displacement	145 cm ³	166 cm ³	166 cm ³
Engine net power / RPM	2,75 kW @2900 RPM	2,60 kW @2900 RPM	2,60 kW @2900 RPM
RPM control	Fix RPM	Fix RPM	Fix RPM
Fuel tank capacity	n.a.	n.a.	n.a.
Working area	up to 1700 sqm	up to 1700 sqm	up to 1700 sqm
Deck material	Steel	Steel	Steel
Cutting method	Mulching	Mulching	Mulching
Cutting width	48 cm	48 cm	48 cm
Cutting height adjustment	Centralized	Centralized	Centralized
Cutting height positions / Range	5 Positions, 31 - 75 mm	5 Positions, 31 - 75 mm	5 Positions, 31 - 75 mm
Driving	Self propelled	Self propelled	Self propelled
Handlebar type	X-Shape handlebar adjustable	X-Shape handlebar adjustable	X-Shape handlebar adjustable
Equipment	Vcs	-	-
Wheels	210/210 mm ball bearings	210/210 mm ball bearings	210/210 mm ball bearings
Vibration level	n.a.	n.a.	n.a.
Product weight	n.a.	n.a.	n.a.
Art Nr.	291502038/ST1	291502548/ST1	291502048/ST1
Price excl. VAT / Price incl. VAT			




	MULTICLIP 47 SEQ B	MULTICLIP 47 SQ B	MULTICLIP 47 Q B
			
Engine Brand / Model	B&S 575 IS series InStart Electric start	B&S 500 E series	B&S 500 E series
Displacement	150 cm ³	125 cm ³	125 cm ³
Engine net power / RPM	2,10 kW @2900 RPM	1,97 kW @2900 RPM	1,97 kW @2900 RPM
RPM control	Fix RPM	Fix RPM	Fix RPM
Fuel tank capacity	0,70 L	0,75 L	0,75 L
Working area	up to 1500 sqm	up to 1500 sqm	up to 1500 sqm
Deck material	Steel	Steel	Steel
Cutting method	Mulching, Side discharge	Mulching, Side discharge	Mulching, Side discharge
Cutting width	45 cm	45 cm	45 cm
Cutting height adjustment	Centralized	Centralized	Centralized
Cutting height positions / Range	5 Positions, 31 - 80 mm	5 Positions, 31 - 81 mm	5 Positions, 31 - 82 mm
Driving	Self propelled	Self propelled	Push
Handlebar type	Ergonomic + soft grip	Ergonomic + soft grip	Ergonomic + soft grip
Equipment	Front handle	Front handle	Front handle
Wheels	180/180 mm ball bearings	180/180 mm ball bearings	180/180 mm ball bearings
Vibration level	n.a.	n.a.	n.a.
Product weight	n.a.	30 kg	27,8 kg
Art Nr.	298472528/ST1	298472828/ST1	298471828/ST1
Price excl. VAT / Price incl. VAT			



	MULTICLIP 47 SEQ	MULTICLIP 47 SQ
		
Engine Brand / Model	STIGA ST 170 LS OHV Autochoke - Electric Start	STIGA ST 140 OHV
Displacement	166 cm ³	139 cm ³
Engine net power / RPM	2,60 kW @2900 RPM	2,20 Kw @2900 RPM
RPM control	Fix RPM	Fix RPM
Fuel tank capacity	n.a.	n.a.
Working area	up to 1500 sqm	up to 1500 sqm
Deck material	Steel	Steel
Cutting method	Mulching, Side discharge	Mulching, Side discharge
Cutting width	45 cm	45 cm
Cutting height adjustment	Centralized	Centralized
Cutting height positions / Range	5 Positions, 31 - 83 mm	5 Positions, 31 - 84 mm
Driving	Self propelled	Self propelled
Handlebar type	Ergonomic + soft grip	Ergonomic + soft grip
Equipment	Front handle	Front handle
Wheels	180/180 mm ball bearings	180/180 mm ball bearings
Vibration level	n.a.	n.a.
Product weight	n.a.	n.a.
Art Nr.	298472548/ST1	298472848/ST1
Price excl. VAT / Price incl. VAT		

Multiclip



	MULTICLIP 47 S	MULTICLIP 47
		
Engine Brand / Model	STIGA ST 120 OHV Autochoke	STIGA ST 120 OHV Autochoke
Displacement	123 cm ³	123 cm ³
Engine net power / RPM	1,9 kW @2900 RPM	1,9 kW @2900 RPM
RPM control	Fix RPM	Fix RPM
Fuel tank capacity	0,85 L	0,85 L
Working area	up to 1500 sqm	up to 1500 sqm
Deck material	Steel	Steel
Cutting method	Mulching	Mulching
Cutting width	45 cm	45 cm
Cutting height adjustment	3 Levers	4 Levers
Cutting height positions / Range	5 Positions, 31 - 85 mm	5 Positions, 31 - 86 mm
Driving	Self propelled	Push
Handlebar type	Flat	Flat
Equipment	Front handle	Front handle
Wheels	180/180 mm ball bearings	180/180 mm ball bearings
Vibration level	n.a.	n.a.
Product weight	n.a.	n.a.
Art Nr.	298472048/ST1	298471048/ST1
Price excl. VAT / Price incl. VAT		



	DINO 47 B	DINO 47
		
Engine Brand / Model	B&S 450 E series	STIGA ST 120 OHV Autochoke
Displacement	125 cm ³	123 cm ³
Engine net power / RPM	1,75 kW @2900 RPM	1,9 kW @2900 RPM
RPM control	Fix RPM	Fix RPM
Fuel tank capacity	0,75 L	n.a.
Working area	up to 1400 sqm	up to 1400 sqm
Deck material	Steel	Steel
Cutting method	Mulching	Mulching
Cutting width	45 cm	45 cm
Cutting height adjustment	Springloaded	Springloaded
Cutting height positions / Range	3 Positions, 35 - 60 mm	3 Positions, 35 - 60 mm
Driving	Push	Push
Handlebar type	Flat	Flat
Equipment	-	-
Wheels	180/180 mm ball bearings	180/180 mm ball bearings
Vibration level	n.a.	n.a.
Product weight	23,3 kg	n.a.
Art Nr.	292470128/S14	292470048/ST1
Price excl. VAT / Price incl. VAT		

Cylinder Mowers

Roll silently
by slicing grass

The STIGA cylinder mowers are manually operated machines that require no engine to function, producing no exhaust emissions or noise: as the operator pushes the mower, the ball bearings wheels make it roll silently on the lawn while the reel blades slice grass. They are adjustable to suit your height as well as the desired length of the grass. Made of durable aluminium and equipped with stainless steel blades, they are everlasting and flexible.



SCM 440 FS

SCM 240 R

Cutting method	Cylinder (helical cut)	Cylinder (helical cut)
Cutting width	40 cm	40 cm
Cutting height adjustment	Centralized	2 levers
Cutting height positions/ range	9 Positions, 25-76 mm	3 Positions, 25-60 mm
Number of blades	5	5
Grass ejection	Front	Rear
Wheels size	17,2 kg	10,5 kg
Product net weight	290401608/S15	290401208/S15
Art Nr.	290401608/S15	290401208/S15

Price excl. VAT / Price incl. VAT



Art. nr. 290409218/S15
Rear grass collector
20 L rear side grass
catcher for SCM 240 R
(separately available)



Art. nr. 290409618/S15
Front grass collector
20 L front side grass
catcher for SCM 440 FS
(separately available)



Front Mowers

Park Pro, Park,
Combi Decks & Villa



Meet the challenges of mowing head on

Cutting-edge solutions providing the top cutting results, the front visibility and the joint agility, plus the versatility of use that consumers need for any large lawn mulch upkeep.

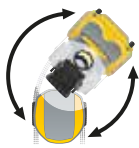
Pioneers of the mulching technology applied on a ride-on machine.

Being a STIGA front mower



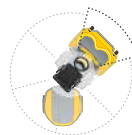
TOP MULCHING PERFORMANCE

Thanks to the specially designed blade and cutting deck, the grass whirls round and is chopped into very small pieces that are then forced back into the ground for excellent self-fertilization.




ARTICULATED STEERING

All STIGA front mowers are articulated machines that move smoothly with the utmost manoeuvrability even in narrow spaces. STIGA Park models have 50/50 articulated steering and bend in the middle when you turn.



FRONT MOUNTED

The front-mounted cutting deck has many advantages. It not only gives you full control of the machine as you move forward, but is easy to clean and replace with an accessory such as a snow blade or brush.



IMPLEMENT CARRIER

With a STIGA Park you get several machines in one, as they are also tool carriers. With a wide range of innovative accessories these front cut mowers are extremely versatile.

ADDITIONAL FEATURES



QUICK FLIP

QUICKFLIP TECHNOLOGY & RAC SYSTEM

Raise the deck for cleaning in just one move. Switch front implements without any additional tools. The hydraulic tool lift and link are available on top range versions.

FRONT HEADLIGHTS

Enjoy greater visibility during low-light sessions, particularly useful in winter when clearing snow.

COMBI DECKS UP TO 125 CM

A wide range of decks from 85 to 125cm with 2 or 3 mulching cutting blades. Use mulching for fine cutting or rear discharge for longer grass. Manual or electric cutting height selection.

LATERAL DRIVING CONSOLE

Monitor all commands at a glance (display available on top-of-the-range versions) and engage the blade instantly at the push of a button.

PEDAL-OPERATED HYDROSTATIC TRANSMISSION

With no gears to operate, your hands remain comfortably on the steering wheel. Top-of-the range models are equipped with 4WD.

POWER STEERING

Mow around obstacles easily and prevent arm fatigue. The Pro Drive feature available on Pro models is suitable for intensive use.

Park Pro

Made to get the job done

Eight hours a day - all year round.

The STIGA Park Pro front mowers represent the ultimate combination of raw power, versatility and perfect precision. Now available with the Combi 110 & 125 decks with QuickFlip system.

RAW POWER

- The Heavy Duty structure generates more rigidity giving the Park Pro excellent slope and hillside stability
- Powerful engine and 4WD traction offer good grip in demanding terrain.
- Increased tank capacity 15L with visible fuel level

VERSATILITY

- Hydraulic tool lift makes it easy to control implement and cutting deck with no effort from driver seat
- QuickFlip Technology to raise the deck in just one move for cleaning
- Easy to switch from a wide range of implements making it truly versatile

PERFECT PRECISION

- Led display – driver always informed on all the machine working parameters
- Aerodynamically shaped cutting decks with three blades for the best Multiclip
- Stepless positions and smooth adjustment of cutting height





UP!



	PARK PRO 740 IOX	PARK PRO 540 IX	PARK PRO 340 IX
Engine Brand/model	Briggs & Stratton/8270 Professional Series	Honda/GXV 660	Briggs & Stratton/Vanguard 18
Displacement/ Number of cylinders	724 cm³/ 2	688 cm³/ 2	570 cm³/ 2
Engine net power/ RPM	15.45 Kilowatt@3,200 RPM	15.20 Kilowatt@3,200 RPM	11.82 Kilowatt@3,200 RPM
Cutting width	110 - 125 cm	110 - 125 cm	110 - 125 cm
Deck lift	Hydraulic	Hydraulic	Hydraulic
Cutting height adjustment	Electric	Electric	Electric
Traction	Four-wheel drive	Four-wheel drive	Four-wheel drive
Transmission type	Hydrostatic	"	Hydrostatic"
Steering type	Articulated (50/50)	Articulated (50/50)	Articulated (50/50)
Power assisted steering	Hydro piston	Hydro piston	Hydraulic
Seat type	Comfort with high back support and armrests	Comfort with high back support	Comfort with high back support and armrests
Seat adjustment	Single lever	Single lever	Single lever
PTO engagement	Electromagnetic	Electromagnetic	Electromagnetic
Auxiliary hydraulic outlets	Yes	No	No
Max vibration on steering wheels (m/s²)	2 m/s²	2,2 m/s²	2,5 m/s²
Max vibration on driver's seat (m/s²)	0,8 m/s²	0,5 m/s²	0,5 m/s²
Product weight	272 kg	274 kg	254 kg
Art Nr.	13-6491-11	13-6471-11	13-6451-11
Price excl. VAT / Price incl. VAT			



Park

All-round, all-season lawn care

The STIGA Park front mowers are the pioneers of the mulching technology applied on a ride-on machine: recommended for medium and large-sized lawns where manoeuvrability and accessibility are desirable. Standing out for their unique articulated steering, they are flexible and easy to drive around trees and plants.



Park

Utmost choice for getting the best lawn cutting, brushing and plowing ever. A supremely well-balanced mix of effortless drive and total control.

Park 220/120

The easy way to a perfect lawn and a clean cutting deck. Modern design serving comfort of usage.

ADDITIONAL FEATURES



DO AS THE PROS DO: CHOOSE THE BEST CUTTING METHOD FOR THE SITUATION.

The STIGA Combi deck can combine two mowing techniques in one machine. Choose mulching for fine cutting, or if the grass has grown quite long, rear discharge may be preferable:

Working widths from 85cm – 125cm

Aerodynamically shaped
with 2 or 3 blades

QuickFlip Technology on deck:

PARK 85 COMBI QF

PARK 95 COMBI EL QF

PARK 110 C PRO EL QF

PARK 125 C PRO EL QF

Compatible for all Park models

FROM PARK 220 UP TO PARK PRO 740 IOX

**PARK 740 PWX****PARK 720 PW**

Engine Brand / Model	Briggs & Stratton/ Vanguard 18	Briggs & Stratton/ Vanguard 18
Displacement / Number of cylinders	570 cm³/ 2	570 cm³/ 2
Engine net power / RPM	11.82 kW@3,200 RPM	11.82 kW@3,200 RPM
Cutting width	95 - 125 cm	95 - 125 cm
Deck lift	Manual	Manual
Cutting height adjustment	Electric	Electric
Traction	Four-wheel drive	Rear-wheel drive
Transmission type	Hydrostatic	Hydrostatic
Steering type	Articulated (50/50)	Articulated (50/50)
Power assisted seering	Hydraulic	Hydraulic
Seat type	Comfort with high back support	Comfort with high back support
Seat adjustment	Single lever	Single lever
PTO engagement	Mechanical	Mechanical
Max vibration on steering wheels (m/s²)	<2,5	<2,5
Max vibration on driver's seat (m/s²)	<0,9	<0,9
Product weight	221 kg	203 kg
Art Nr.	2F6230621/S16	2F6220621/S16

Price excl. VAT / Price incl. VAT

**PARK 540 DPX****PARK 540 PX**

Engine Brand / Model	Hatz/ 1B50V	Briggs & Stratton/ Intek 4185 AVS
Displacement / Number of cylinders	517 cm³/ 1	500 cm³/ 1
Engine net power / RPM	7.80 Kw@3,200 RPM	10.72 kW@3,200 RPM
Cutting width	125 cm	95 - 125 cm
Deck lift	Hydraulic	Manual
Cutting height adjustment	Electric	Electric
Traction	Four-wheel drive	Four-wheel drive
Transmission type	Hydrostatic	Hydrostatic
Steering type	Articulated (50/50)	Articulated (50/50)
Power assisted seering	Hydraulic	Hydraulic
Seat type	Comfort with high back support and armrests	Comfort
Seat adjustment	Single lever	Single lever
PTO engagement	Electromagnetic	Mechanical
Max vibration on steering wheels (m/s²)	5	<2,5
Max vibration on driver's seat (m/s²)	1	<0,9
Product weight	247 kg	210 kg
Art Nr.	2F6236281/S16	2F6230611/S16

Price excl. VAT / Price incl. VAT

**PARK 520 P****PARK 420 P**

Engine Brand / Model	Briggs & Stratton/ Intek 4185 AVS	Briggs & Stratton/Intek 4155 AVS
Displacement / Number of cylinders	500 cm³/ 1	500 cm³/1
Engine net power / RPM	10.72 kW@3,200 RPM	8.82 kW@3,200 RPM
Cutting width	95 - 125 cm	95 - 105 cm
Deck lift	Manual	Manual
Cutting height adjustment	Electric	Electric
Traction	Rear-wheel drive	Rear-wheel drive
Transmission type	Hydrostatic	Hydrostatic
Steering type	Articulated (50/50)	Hydraulic, Articulated (50/50)
Power assisted seering	Hydraulic	Hydraulic
Seat type	Comfort	Comfort
Seat adjustment	Single lever	Single lever
PTO engagement	Mechanical	Mechanical
Max vibration on steering wheels (m/s²)	<2,5	<2,5
Max vibration on driver's seat (m/s²)	<0,9	<0,9
Product weight	194 kg	193 kg
Art Nr.	2F6220611/S16	2F6220511/S16

Price excl. VAT / Price incl. VAT

**PARK 340 PX****PARK 320**

Engine Brand / Model	Briggs & Stratton/Intek 4155 AVS	Briggs & Stratton/Intek 4155 AVS
Displacement / Number of cylinders	500 cm³/1	500 cm³/1
Engine net power / RPM	8.82 kW3,200 RPM	8.82 kW@3,200 RPM
Cutting width	95 - 105 cm	95 - 105 cm
Deck lift	Manual	Manual
Cutting height adjustment	Electric	Electric
Traction	Four-wheel drive	Rear-wheel drive
Transmission type	Hydrostatic	Hydrostatic
Steering type	Articulated (50/50)	Articulated (50/50)
Power assisted seering	Hydraulic	Mechanical
Seat type	Comfort	Comfort
Seat adjustment	Locking knobs	Locking knobs
PTO engagement	Mechanical	Mechanical
Max vibration on steering wheels (m/s²)	<2,5	<2,5
Max vibration on driver's seat (m/s²)	<0,9	<0,9
Product weight	196 kg	177 kg
Art Nr.	2F6130511/S18	2F6120511/S16

Price excl. VAT / Price incl. VAT

**PARK 220****PARK 120**

Engine Brand / Model	Briggs & Stratton/ PowerBuilt 3130 AVS	Stiga/ 7250
Displacement / Number of cylinders	344 cm³/1	414 cm³/1
Engine net power / RPM	7.40 kW@3,200 RPM	7.10 kW@3,200 RPM
Cutting width	85 - 95 cm	85 cm
Deck lift	Manual	Manual
Cutting height adjustment	Electric	Manual
Traction	Rear-wheel drive	Rear-wheel drive
Transmission type	Hydrostatic	Hydrostatic
Steering type	Articulated	Articulated
Power assisted steering	Mechanical	Mechanical
Seat type	Standard	Standard
Seat adjustment	Locking knobs	Locking knobs
PTO engagement	Electromagnetic	Electromagnetic
Max vibration on steering wheels (m/s²)	<2,5	<2,5
Max vibration on driver's seat (m/s²)	<0,9	<0,9
Product weight	172 kg	178 kg
Art Nr.	2F5820321/S16	2F5820241/S16

Price excl. VAT / Price incl. VAT



Combi Decks

STIGA Combi decks combine two mowing techniques in one machine, so you can choose the best mowing method for each situation: use mulching for fine cutting. If the grass has grown quite long, rear discharge may be preferable. Featuring a working width from 85cm to 125cm, they are suitable for Park models according to STIGA suggestion. Equipped with 2 or 3 blades, their aerodynamic shape offers the best mulching effect. Manual or electric cutting height adjustment.



125 COMBI PRO QUICK FLIP

A wide and powerful deck for Park Pro. Cutting width 125 cm. Three freely rotating blades. Suitable for cutting long grass quickly with rear discharge. Switch between Multiclip and rear discharge without having to use tools. Pivot wheels make it easier to turn. Infinitely variable electric cutting height adjustment. Now with Quick Flip System.



110 COMBI PRO QUICK FLIP

A wide and powerful deck for Park Pro. Cutting width 110 cm. Suitable for those wanting to cut long grass quickly with rear discharge. Switch between Multiclip and rear discharge without having to use tools. Pivot wheels make it easier to turn. Infinitely variable electric cutting height adjustment. Now with Quick Flip System.



100 COMBI 3

Semi-professional Combi deck with three unsynchronised blades for the best cutting results. Same technology used as for our professional deck, but slightly smaller with a 100 cm cutting width. The cutting height is adjusted electrically. Suitable for selected Park models.



105 COMBI

Deck for Park and Villa. Cutting width 105 cm. Two synchronised blades with replaceable blade tips. Central cutting height adjustment electrically controlled.



95 COMBI

Deck suitable for Park and Villa. Cutting width 95 cm. Two synchronised blades with replaceable blade tips. Manual or continuous electric cutting height adjustment.



85 COMBI

Neat and smooth deck for STIGA Villa. Cutting width 85 cm. Two synchronised blades with replaceable blade tips. Manual cutting height adjustment.



95 COMBI QUICK FLIP

Neat and smooth deck for STIGA New Park 220. Two synchronised blades with replaceable blade tips. Electric cutting height adjustment and new Quick Flip mechanism.



85 COMBI QUICK FLIP

Neat and smooth deck for STIGA new Park 120. Two synchronised blades with replaceable blade tips. Manual cutting height adjustment and new Quick Flip mechanism.

UP!

UP!



	DECK PARK 125 C PRO EL QF	DECK PARK 110 C PRO EL QF	DECK PARK 100 COMBI 3 EL
Cutting method	Combi - switch between Multiclip mulching and rear discharge	Combi - switch between Multiclip mulching and rear discharge	Combi - switch between Multiclip mulching and rear discharge
Cutting height adjustment	Electric	Electric	Electric
Cutting height range	25 - 90 mm	25 - 90 mm	25 - 90 mm
Number of blades	3	3	3
Product weight	75 kg	72 kg	56 kg
Art Nr.	2D6312521/ST1	2D6311021/ST1	2D6210021/S16
Price excl. VAT / Price incl. VAT			

QUICK
FLIP

	DECK PARK 105 COMBI EL	DECK PARK 95 COMBI EL QF	DECK PARK 95 C EL
Cutting method	Combi - switch between Multiclip mulching and rear discharge	Combi - switch between Multiclip mulching and rear discharge	Combi - switch between Multiclip mulching and rear discharge
Cutting height adjustment	Electric	Electric	Electric
Cutting height range	25 - 85 mm	25 - 85 mm	25 - 85 mm
Number of blades	2	2	2
Product weight	51 kg	49 kg	46 kg
Art Nr.	2D6210521/S16	2D5809521/S16	2D6209521/S16
Price excl. VAT / Price incl. VAT			

QUICK
FLIP

	DECK PARK 95 COMBI	DECK PARK 85 COMBI QF
Cutting method	Combi - switch between Multiclip mulching and rear discharge	Combi - switch between Multiclip mulching and rear discharge
Cutting height adjustment	Manual	Manual
Cutting height range	25 - 85 mm	25 - 85 mm
Number of blades	2	2
Product weight	47 kg	46 kg
Art Nr.	2D6209511/S16	2D5808511/S16
Price excl. VAT / Price incl. VAT		

RAC Quick Connect

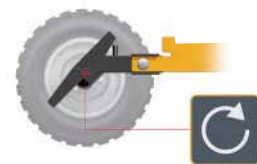
Thanks to the unique quick connection, RAC, which is available as standard on the STIGA Park models and as an option on the STIGA Villa models, you switch implements in only a minute. No tools are needed - just click them on and off!



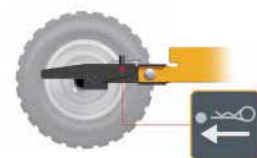
Secure the accessory hook



Move the lever arm up using your foot



Lock the arm in the correct position



Secure the lock using a split pin



Snow throwers
2-stage Park Pro



Snow blade
Park Hydraulic



Sweeper Park



Sweeper with collector



Protective cover

Other implements



Pro cart galvanized



Snow chain 17"



Grass and leaf
collector 42"



Fertilizer spreader



Park Pro X blade



Winter wheels

Implements Park


Product name	Art. nr.	PRO 740 IOX	PRO 540 IX	PRO 340 IX	540 DPX	740 PWX	720 PW	540 PX	520 P	420 P	340 PX	320	220	120
Grass & leaf collector 42"	13-3926-11	•	•	•	•	•	•	•	•	•	•	•	•	•
Grass & leaf collector 42" compact	2A6107010/S17	•	•	•	•	•	•	•	•	•	•	•	•	•
Lawn rake, complete, Park 2+4WD	13-0975-11	•	•	•	•	•	•	•	•	•				
Flail mower, complete, Park 2+4 WD	13-0976-11	•	•	•	•	•	•	•	•	•				
Lawn rake EL complete, Park 2+4 WD	13-3901-11	•	•	•	•	•	•	•	•	•				
Flail mower EL complete, Park 2+4 WD	13-3902-11	•	•	•	•	•	•	•	•	•				
Flail mower axle	13-1985-11	•	•	•	•	•	•	•	•	•				
Lawn rake axle	13-1986-11	•	•	•	•	•	•	•	•	•				
Spring hoe	13-0978-61	•	•	•	•	•	•	•	•	•	•	•		
Rear tool lift, manual, Park	13-3909-11	•	•	•	•	•	•	•	•	•				
Rear tool lift, Electric, Park	13-3919-11	•	•	•										
Rake tool 100 cm Park (in combination with tool lift)	13-3913-11	•	•	•	•	•	•	•	•	•				
Rake tool 130 cm Park (in combination with tool lift)	13-3914-11	•	•	•	•	•	•	•	•	•				
Edge cutter 2+4WD	13-3911-61	•	•	•	•	•	•	•	•	•	•	•		
Sweeper Park hydraulic	13-3929-11	•												
Sweeper Park 2+4 WD	13-0977-11	•	•	•	•	•	•	•	•	•	•	•		
Dust cover for sweeper 95 cm	13-1936-62	•	•	•	•	•	•	•	•	•	•	•		
Sweeper Villa e Park 2+4WD	13-3918-61				•	•	•	•	•	•	•	•		
Dust cover for sweeper 85 cm	13-3916-61				•	•	•	•	•	•	•	•		
Sweeper with collector	13-3910-11	•	•	•	•									
Side brush accessory	13-3915-11	•	•	•	•									
Snow Blade Park Hydraulic	13-3932-11	•												
X blade Park Hydraulic	13-3931-11	•												
Snow blade 120 cm Park	13-3917-61	•	•	•	•	•	•	•	•	•	•	•		
Rubber scraper bar 120 cm	13-1958-62	•	•	•	•	•	•	•	•	•	•	•		
Snow thrower 2-stage Hydraulic	13-3930-11	•												
Snow thrower 2-stage Park Pro	13-0922-12	•	•	•										
Snow thrower Park 2+4WD	13-0974-11	•	•	•	•	•	•	•	•	•	•			
Sand spreader Park	13-1975-14	•	•	•										
Snow Chains 16"x7,5	13-0936-61				•	•	•	•	•	•	•	•		
Snow Chains 17"x8	13-0937-61	•	•	•										
Snow Chains 160/50-8	13-3927-61												•	•
Frame weights 2x17 kg	13-0939-61				•	•	•	•	•	•	•	•		
Combi cart plastic	13-0952-11	•	•	•	•	•	•	•	•	•	•	•	•	•
Pro cart galvanized	13-3906-11	•	•	•	•	•	•	•	•	•	•	•	•	•
Fertiliser spreader	13-0955-11	•	•	•	•	•	•	•	•	•	•	•	•	•
Rubber scraper Hydraulic blade	13-3934-61	•												
Rubber scraper Hydraulic X Blade	13-3933-61	•												
Winter wheels Park, pair 16"	2A9000050/S16	•	•	•	•	•	•	•	•	•	•	•		
Cargo rails for Park Pro	2A0000060/S16			•										
Sweeper for Park 120 - 220	2A1100040/S16												•	•
Snow Blade for Park 120 - 220	2A3107020/S16												•	•
Poly Roller	299900260/0	•	•	•	•	•	•	•	•	•	•	•	•	•
Carrier Case	2A4052000/S16	•	•	•										
Snow tyres spikes	299900450/0	•	•	•	•	•	•	•	•	•	•	•		
Protective cover Stiga	2A0000000/S16	•	•	•	•	•	•	•	•	•	•	•	•	•

Villa

Great versatility
at a nice price

They have light and precise rear wheel steering making them extremely manoeuvrable. Villa front mowers offer outstanding value for money without compromising on performance. The Villa is compatible with a wide range of implements making it an ideal range for all four seasons.



	VILLA 16 HST	VILLA 14 HST	VILLA 12
			
Engine Brand/model	Briggs & Stratton/intek 4155 AVS	Briggs & Stratton/ PowerBuilt 3130 AVS	Stiga 7250
Displacement/ Number of cylinders	500 cm³/ 1	344 cm³/ 1	414 cm³/ 1
Engine net power/ RPM	8.82 kW@3,200 RPM	7.40 kW@3,200 RPM	7.10 kW@3,200 RPM
Cutting width	85 - 95 cm	85 - 95 cm	85 cm
Deck lift	Manual	Manual	Manual
Cutting height adjustment	Electric	Manual	Manual
Traction	Front-wheel drive	Front-wheel drive	Front-wheel drive
Transmission type	Hydrostatic	Hydrostatic	Manual
Steering type	Rear wheel	Rear wheel	Rear wheel
Power assisted seering	Mechanical	Mechanical	Mechanical
Seat type	Comfort	Comfort	Comfort
Seat adjustment	Locking knobs	Locking knobs	Locking knobs
PTO engagement	Mechanical	Mechanical	Mechanical
Max vibration on steering wheels (m/s²)	-	<3,2	<3,2
Max vibration on driver's seat (m/s²)	-	<0,9	<0,9
Product weight	167 kg	166 kg	168 kg
Art Nr.	2F2720511/S17	2F2720421/S16	2F2700141/S16
Price excl. VAT / Price incl. VAT			



	DECK VILLA 95 COMBI EL	DECK VILLA 95 COMBI	DECK VILLA 85 COMBI
Cutting method	Combi - switch between Multiclip mulching and rear discharge	Combi - switch between Multiclip mulching and rear discharge	Combi - switch between Multiclip mulching and rear discharge
Cutting height adjustment	Electric	Manual	Manual
Cutting height range	25 - 85 mm	25 - 85 mm	25 - 85 mm
Number of blades	2	2	2
Product weight	43 kg	43 kg	39 kg
Art Nr.	2D2709521/S16	2D2709511/S16	2D2708511/S16
Price excl. VAT / Price incl. VAT			

Implements Villa

Product name	Art Nr.	VILLA 16 HST	VILLA 14 HST	VILLA 12	VILLA 520 HST	VILLA 3 20 HST
Sweeper Villa e Park 2+4WD	13-3918-61	•	•	•		
Sweeper Villa 300-500	13-3920-11				•	•
Dust cover for sweeper 85 cm	13-3916-61	•	•	•	•	•
Snow blade 107 cm universal	13-3922-61	•	•	•		
Snow blade 107 Villa 300-500	13-3921-11				•	•
Rubber scraper bar 107 cm	13-3904-61	•	•	•	•	•
Snow chains 16"x6	13-0940-61	•	•	•		
Snow chains 160/50-8	13-3927-61				•	•
Combi cart plastic	13-0952-11	•	•	•	•	•
Pro cart galvanized	13-3906-11	•	•	•	•	•
Fertiliser spreader	13-0955-11	•	•	•	•	•
Poly Roller	299900260/0	•	•	•	•	•
Grass and leaf collector 42" compact	2A6107010/S17	•	•	•	•	•
RAC Quick connection	13-0994-61	•	•	•	•	•



Sweeper Villa Park 2+4 XD



Fertilizer spreader



Snow blade universal



Combi cart plastic



Grass and leaf collector



MultiPurpose Vehicle

Front cut and collection
all in one

The STIGA MultiPurpose Vehicle (MPV) with its out-front deck and integrated grass collector is a smart all-in-one combination that can cut grass and clean up cuttings and debris as you mow.

ROBUST OUT-FRONT DECK

112 cm deck, twin synchronized blades, with carrier frame holding the deck in suspended position to float following terrain contour also on uneven grounds & front lifting device to raise the deck rapidly.

DIRECT GRASS COLLECTION SYSTEM

Optimum flow for better compaction of the grass in the collector and no clogging even in tough, tall, moist grass.

GREAT MANOEUVRABILITY


Rear wheels steering provide tight turning radius.

OPTIMIZED WEIGHT DISTRIBUTION

Low center of gravity and weight distribution on the axles for added stability and maximum traction.





	MPV 520 W	MPV 320 W
Engine Brand/Model	Briggs & Stratton Vanguard 21	Briggs & Stratton Vanguard 16
Displacement/ Number of cylinders	627 cm ³ , 2	480 cm ³ , 2
Engine net power/ RPM	10.84 kW @ 2400 RPM	7.75 kW @ 2400 RPM
Cutting method	Collecting, Mulching, Rear discharge	Collecting, Mulching, Rear discharge
Cutting width	112 cm	112 cm
Deck lift	Manual	Manual
Cutting height adjustment	Manual	Manual
Traction	Front-wheel drive	Front-wheel drive
Transmission type	Hydrostatic	Hydrostatic
Collector capacity	280 L	280 L
Steering type	Rear wheel	Rear wheel
Seat type	Comfort with high back support	Comfort with high back support
PTO engagement	Electromagnetic	Electromagnetic
Max vibration on steering wheels (m/s ²)	1,7 m/s ²	1,7 m/s ²
Max vibration on driver's seat (m/s ²)	0,7 m/s ²	0,7 m/s ²
Product weight	387 kg	377 kg
art number	2F2020821/S17	2F2020521/S17
Price excl. VAT / Price incl. VAT		

Implements MultiPurpose Vehicle

Product name	Art Nr.	MPV 520 W	MPV 320 W
Snow Blade	2A3110070/S17	•	•
Sweeper	2A1120404/S17	•	•
Mulching kit (Including blades)	2A0112070/S17	•	•



Snow blade



Mulching kit

Zero Turn Mowers

Enjoy efficiency and agility

Designed for mowing large areas in less time by turning 180 degrees and cutting at a high speed, STIGA Zero Turn mowers are unique machines with easy-to-use levers for steering.

ADJUSTABLE CONTROL LEVERS

for a customized driving position

ROBUST STEEL DECK WITH THREE BLADES


COMFORTABLE SEAT ABSORBS VIBRATIONS

FOOT OPERATED DECK LIFT

for raising and lowering the deck without having to stop





	ZT 7132 T	ZT 5132 T	ZT 3107 T
			
Engine Brand / model	Kawasaki FR 691	Kawasaki FR 691	Briggs & Stratton / Intek 7200 V-Twin
Displacement / Number of cylinders	726 cm³, 2	726 cm³, 2	656 cm³, 2
Engine net power/ RPM	16.50 kW @ 3150 RPM	16.50 kW @ 3150 RPM	10.10 kW @ 2600 RPM
Cutting width	132 cm	132 cm	107 cm
Deck Construction	Fabricated	Fabricated	Stamped
Deck lift	Manual	Manual	Manual
Cutting height adjustment	Manual - 15 positions	Manual - 13 positions	Manual - 7 positions
Number of blades	3	3	3
Fuel tank capacity	18,9 L	10,5 L	7,5 L
Transmission type	Hydrostatic (Pro-grade)	Hydrostatic	Hydrostatic
Seat type	Stiga comfort plus with armrests	Stiga comfort plus with armrests	Comfort with high back support
PTO engagement	Electromagnetic	Electromagnetic	Electromagnetic
Max vibration on steering wheels (m/s²)	n.a.	2.95 m/s²	2,8 m/s²
Max vibration on driver's seat (m/s²)	n.a.	0.26 m/s²	1 m/s²
Product weight	n.a.	279 kg	222 kg
Art Nr.	2F1020861/ST1	2F1020821/S17	2F1020611/S17
Price excl. VAT / Price incl. VAT			

Implements Zero Turn Mowers

Product name	Art Nr.	ZT 7132 T	ZT 5132 T	ZT 3107 T
Mulching kit (only plug)	2A0107060/S17			•
Mulching Kit (Including blades)	2A0130060/S17		•	
Mulching Kit (Including blades)	2A0130060/ST1	•		
Trailer hitch	2A0000060/S17			•
Trailer hitch	2A0000060/ST1	•		



Mulching kit for ZT 5132 T



Mulching kit for ZT 3107 T

Lawn Tractors

Estate,
Tornado & Combi



Born to ride everywhere

STIGA lawn tractors are the ultimate choice for any challenging garden task, from cutting and collecting grass to mulching and fertilising.

Discover how easy big lawn care can be.

Being a STIGA lawn tractor



TOP CUTTING, DISCHARGE AND COLLECTING

The central direct funnel on the Estate range conveys the cut grass from the deck to the large collector, whilst the large side discharge funnel featured on the Tornado tractors ensures the cut grass is evenly distributed on the lawn.



EASY TO USE AND DRIVE

Available on selected Twin cylinder engines, the automatic choke allows you to start your tractor's engine at all temperatures with the turn of a key. Intuitive hand and foot-operated commands make STIGA tractors easy to use, drive and maintain.



POWERFUL ENGINES

All the power of engines up to 726cc for top cutting results, unmatched discharge and collecting performances. Large fuel tanks (up to 15l) allow you to work longer, uninterrupted sessions.



VERSATILE

STIGA lawn tractors are high-performing, adaptable tools for surfaces of any size and shape, with various lawn growing speeds and maintenance needs. In-class ergonomics and quality structure.

ADDITIONAL FEATURES

PEDAL-OPERATED HYDROSTATIC TRANSMISSION

With no gears to operate, your hands remain comfortably on the steering wheel. Top-of-the range models offer cruise control and 4WD as additions.

CUTTING WIDTH UP TO 122CM

Our wide and reinforced cutting decks are designed to prevent blockages even with wet grass. Featuring timed blades and anti-scalp wheels, they can be used in 9 different cutting positions.

NEW BONNET DESIGN

The new STIGA bonnet has been redesigned to maximize the output and lifetime of the Twin Cylinder engines by optimizing the air intake. Now equipped with LED headlights for a manicured finish.

WORK IN COMFORT

Fully adjustable Stiga Comfort Plus Seat with high back support and armrests. The ergonomic steering wheel made of soft material offers optimal grip while the ABS panel absorbs vibrations at foot level.

INTUITIVE DASHBOARD

Check all parameters on the multifunctional or widescreen 6 LEDs display and engage the blade by pushing the button close to the steering wheel.

Estate

Precise cutting and state-of-the-art collecting performance

Ideal for extended green areas where collecting grass is a priority. Their spacious grass collectors are easy to empty, giving you longer working sessions. Tasteful design goes hand in hand with high-end features for a collecting lawn tractor that is best in class. All with versatility in mind: choose among cut and collect, mulch or rear discharge.




ESTATE PRO 9122 XWSY

ESTATE PRO 9102 XWS

Engine Brand / Model	Briggs & Stratton/Intek 8240 Easy Start	Briggs & Stratton / Intek 8240 Easy Start
Displacement / Number of cylinders	724 cm³ / 2	724 cm³ / 2
Engine net power / RPM	13,1 kW @2600 RPM	11,67 kW @2400 RPM
Fuel tank capacity	10 L	10 L
Cutting method	Collecting, Rear discharge, Multiclip mulching	Collecting, Rear discharge, Multiclip mulching
Cutting width	122 cm	102 cm
Cutting height range / Positions	25 - 100 mm, 9 positions	25 - 100 mm / 9 positions
Blade engagement type	Electric	Electric
Transmission (type + method)	4WD Hydrostatic, Pedal-operated	4WD Hydrostatic, Pedal-operated
Collector capacity	360 L	360 L
Dashboard	Yes with smart widescreen display	Yes with multifunctional display
Headlights	Led	Led
Cast iron front axel	No	No
Included tool kit	Mulching kit, Trailer hitch kit, Battery charger	Mulching kit, Trailer hitch kit, Battery charger
Max vibration on steering wheels (m/s²)	n.a.	n.a.
Max vibration on driver's seat (m/s²)	n.a.	n.a.
Product weight	300 kg	300 kg
Art Nr.	2T1530281/ST1	2T1425281/ST1

Price excl. VAT / Price incl. VAT




	ESTATE 7122 HWS	ESTATE 7102 HWSY
		
Engine Brand / Model	Briggs & Stratton/Intek 7220 Easy Start	Kawasaki/FS 600 V
Displacement / Number of cylinders	656 cm³/ 2	603 cm³/ 2
Engine net power / RPM	11,3 kW @2700 RPM	9,7 kW @2300 RPM
Fuel tank capacity	8 L	8 L
Cutting method	Collecting, Rear discharge, Multiclip mulching	Collecting, Rear discharge, Multiclip mulching
Cutting width	122 cm	102 cm
Cutting height range / Positions	30 - 90 mm, 7 positions	30 - 90 mm, 7 positions
Blade engagement type	Electric	Electric
Transmission (type + method)	Hydrostatic, Pedal-operated	Hydrostatic, Pedal-operated
Collector capacity	320 L	320 L
Dashboard	Yes with multifunctional display	Yes with smart widescreen display
Headlights	Led	Led
Cast iron front axel	Yes	Yes
Included tool kit	Mulching kit, Trailer hitch kit, Battery charger	Mulching kit, Trailer hitch kit, Battery charger
Max vibration on steering wheels (m/s²)	n.a.	n.a.
Max vibration on driver's seat (m/s²)	n.a.	n.a.
Product weight	249 kg	244 kg
Art Nr.	2T1310281/ST1	2T0950681/ST2
Price excl. VAT / Price incl. VAT		




	ESTATE 6102 HW
	
Engine Brand / Model	Briggs & Stratton/Intek 7220 Easy Start
Displacement / Number of cylinders	656 cm³/ 2
Engine net power / RPM	10,4 kW @2500 RPM
Fuel tank capacity	8 L
Cutting method	Collecting, Rear discharge, Multiclip mulching
Cutting width	102 cm
Cutting height range / Positions	30 - 90 mm, 7 positions
Blade engagement type	Electric
Transmission (type + method)	Hydrostatic, Pedal-operated
Collector capacity	300 L
Dashboard	Yes with multifunctional display
Headlights	Led
Cast iron front axel	Yes
Included tool kit	Mulching kit, Trailer hitch kit, Battery charger
Max vibration on steering wheels (m/s²)	n.a.
Max vibration on driver's seat (m/s²)	n.a.
Product weight	235 kg
Art Nr.	2T0970281/ST1
Price excl. VAT / Price incl. VAT	




	ESTATE 5102 HW	ESTATE 5102 H
		
Engine Brand / Model	603 cm ³ / 2	Briggs & Stratton / Intek 5210 AVS
Displacement / Number of cylinders	8,4 kW @2300 RPM	540 cm ³ / 1
Engine net power / RPM	6 L	10,4 kW @2600 RPM
Fuel tank capacity	Collecting, Rear discharge, Multiclip mulching	6 L
Cutting method	102 cm	Collecting, Rear discharge, Multiclip mulching
Cutting width	25 - 80 mm, 7 positions	102 cm
Cutting height range / Positions	Electric	25 - 80 mm / 7 positions
Blade engagement type	Hydrostatic, Pedal-operated	Electric
Transmission (type + method)	290 L	Hydrostatic, Pedal-operated
Collector capacity	Yes with LED	290 L
Dashboard	Led	Yes with LED
Headlights	No	Led
Cast iron front axel	Mulching kit, Trailer hitch kit, Battery charger	No
Included tool kit	n.a.	Mulching kit, Trailer hitch kit, Battery charger
Max vibration on steering wheels (m/s ²)	n.a.	n.a.
Max vibration on driver's seat (m/s ²)	221 kg	n.a.
Product weight	221 kg	222 kg
Art Nr.	2T1720681/ST1	2T1750281/ST1
Price excl. VAT / Price incl. VAT		




	ESTATE 5092 H	ESTATE 4092 H
		
Engine Brand / Model	Briggs & Stratton / Intek 4185 AVS	Stiga 7750
Displacement / Number of cylinders	500 cm ³ / 1	452 cm ³ / 1
Engine net power / RPM	9 kW @2500 RPM	7,9 kW @2600 RPM
Fuel tank capacity	6 L	6 L
Cutting method	Collecting, Rear discharge, Multiclip mulching	Collecting, Rear discharge, Multiclip mulching
Cutting width	92 cm	92 cm
Cutting height range / Positions	25 - 80 mm / 7 positions	25 - 80 mm / 7 positions
Blade engagement type	Electric	Electric
Transmission (type + method)	Hydrostatic, Pedal-operated	Hydrostatic, Pedal-operated
Collector capacity	290 L	290 L
Dashboard	Yes with LED	Yes with LED
Headlights	Led	Led
Cast iron front axel	No	No
Included tool kit	Mulching kit, Trailer hitch kit, Battery charger	Mulching kit, Trailer hitch kit, Battery charger
Max vibration on steering wheels (m/s ²)	n.a.	n.a.
Max vibration on driver's seat (m/s ²)	n.a.	n.a.
Product weight	212 kg	215 kg
Art Nr.	2T0440281/ST1	2T0430481/ST1
Price excl. VAT / Price incl. VAT		




	ESTATE 3398 HW	ESTATE 3098 H
		
Engine Brand / Model	Briggs & Stratton / Intek 7200	Briggs & Stratton / PowerBuilt 4165 AVS
Displacement / Number of cylinders	656 cm ³ / 2	500 cm ³ / 1
Engine net power / RPM	11,45 kW @2800 RPM	8,6 kW @2600 RPM
Fuel tank capacity	6 L	6 L
Cutting method	Collecting, Rear discharge, Multiclip mulching	Collecting, Rear discharge, Multiclip mulching
Cutting width	98 cm	98 cm
Cutting height range / Positions	25 - 80 mm / 7 positions	25 - 80 mm / 7 positions
Blade engagement type	Electric	Electric
Transmission (type + method)	Hydrostatic, Pedal-operated	Hydrostatic, Pedal-operated
Collector capacity	240 L	240 L
Dashboard	Yes with LED	Yes with LED
Headlights	Led	Led
Cast iron front axel	No	No
Included tool kit	Mulching kit, Trailer hitch kit, Battery charger	Mulching kit, Trailer hitch kit, Battery charger
Max vibration on steering wheels (m/s²)	n.a.	n.a.
Max vibration on driver's seat (m/s²)	n.a.	n.a.
Product weight	167 kg	165 kg
Art Nr.	2T2640281/ST1	2T2620281/ST1
Price excl. VAT / Price incl. VAT		



	ESTATE 3084 H
	
Engine Brand / Model	Briggs & Stratton / PowerBuilt 3130 AVS
Displacement / Number of cylinders	344 cm ³ / 1
Engine net power / RPM	5,8 kW @2400 RPM
Fuel tank capacity	6 L
Cutting method	Collecting, Rear discharge, Multiclip mulching
Cutting width	84 cm
Cutting height range / Positions	25 - 80 mm / 7 positions
Blade engagement type	Electric
Transmission (type + method)	Hydrostatic, Pedal-operated
Collector capacity	240 L
Dashboard	Yes with LED
Headlights	Led
Cast iron front axel	No
Included tool kit	Mulching kit, Trailer hitch kit, Battery charger
Max vibration on steering wheels (m/s²)	n.a.
Max vibration on driver's seat (m/s²)	n.a.
Product weight	181 kg
Art Nr.	2T2110481/ST1
Price excl. VAT / Price incl. VAT	



	ESTATE 2084 H	ESTATE 2084
 Engine Brand / Model	Stiga 7750	Stiga 7050
Displacement / Number of cylinders	452 cm ³ / 1	352 cm ³ / 1
Engine net power / RPM	7,4 kW @2400 RPM	5,8 kW @2400 RPM
Fuel tank capacity	6 L	6 L
Cutting method	Collecting, Rear discharge, Multiclip mulching	Collecting, Rear discharge, Multiclip mulching
Cutting width	84 cm	84 cm
Cutting height range / Positions	25 - 80 mm / 7 positions	25 - 80 mm / 7 positions
Blade engagement type	Electric	Electric
Transmission (type + method)	Hydrostatic, Pedal-operated	Manual, Level-operated
Collector capacity	200 L	200 L
Dashboard	Yes with LED	Yes with LED
Headlights	Conventional	Conventional
Cast iron front axel	No	No
Included tool kit	Mulching kit, Battery charger	Mulching kit, Battery charger
Max vibration on steering wheels (m/s²)	n.a.	n.a.
Max vibration on driver's seat (m/s²)	n.a.	n.a.
Product weight	181 kg	163 kg
Art Nr.	2T2120481/ST1	2T2000481/ST2
Price excl. VAT / Price incl. VAT		



Tornado

No lawn is impossible

Recommended for very large gardens with tougher and rougher lawns to be cut and side discharged. Non-stop mowing – No box to empty and the biggest fuel tanks. Work in comfort and enjoy top cutting results with a robust machine that stands out for its quality and safety. Mulching option available.



TORNADO PRO 9118 XWSY

Engine Brand / Model	Kawasaki FS 691V
Displacement / Number of cylinders	726 cm ³ / 2
Engine net power / RPM	14,4 kW @2700 RPM
Fuel tank capacity	15 L
Cutting method	Side discharge, Multiclip mulching
Cutting width	121 cm
Cutting height range / Positions	25 - 100 mm / 9 positions
Blade engagement type	Electric
Transmission (type + method)	4WD Hydrostatic, Pedal-operated
Dashboard	Yes with smart widescreen display
Headlights	Led
Cast iron front axel	No
Included tool kit	Mulching kit, Trailer hitch kit, Battery charger
Max vibration on steering wheels (m/s ²)	n.a.
Max vibration on driver's seat (m/s ²)	0.5 m/s ²
Product weight	298 Kg
Art Nr.	2T3025681/ST1
Price excl. VAT / Price incl. VAT	

Tornado



UP!



TORNADO 7118 HWS

TORNADO 7108 HWSY

Engine Brand / Model	Briggs & Stratton / Intek Intek 8240 Easy Start	Briggs & Stratton / Intek 7220 Easy Start
Displacement / Number of cylinders	724 cm ³ / 2	656 cm ³ / 2
Engine net power / RPM	13,59 kW @2700 RPM	11,27 kW @2700 RPM
Fuel tank capacity	15 L	15 L
Cutting method	Side discharge, Multiclip mulching	Side discharge, Multiclip mulching
Cutting width	121 cm	108 cm
Cutting height range / Positions	30 - 90 mm / 7 positions	25 - 80 mm / 7 positions
Blade engagement type	Electric	Electric
Transmission (type + method)	Hydrostatic, Pedal-operated	Hydrostatic, Pedal-operated
Dashboard	Yes with multifunctional display	Yes with smart widescreen display
Headlights	Led	Led
Cast iron front axel	Yes	Yes
Included tool kit	Mulching kit, Trailer hitch kit, Battery charger	Mulching kit, Trailer hitch kit, Battery charger
Max vibration on steering wheels (m/s ²)	n.a.	n.a.
Max vibration on driver's seat (m/s ²)	n.a.	n.a.
Product weight	250 kg	224 kg
Art Nr.	2T1945281/17	2T1845281/ST1

Price excl. VAT / Price incl. VAT



TORNADO 6118 HW

TORNADO 6108 HW

Engine Brand / Model	Kawasaki FS 600 V	Kawasaki FS481V
Displacement / Number of cylinders	603 cm ³ / 2	603 cm ³ / 2
Engine net power / RPM	11,2 kW @2700 RPM	9,1 kW @2700 RPM
Fuel tank capacity	15 L	15 L
Cutting method	Side discharge, Multiclip mulching	Side discharge, Multiclip mulching
Cutting width	121 cm	108 cm
Cutting height range / Positions	25 - 80 mm / 7 positions	25 - 80 mm / 7 positions
Blade engagement type	Electric	Electric
Transmission (type + method)	Hydrostatic, Pedal-operated	Hydrostatic, Pedal-operated
Dashboard	Yes with multifunctional display	Yes with multifunctional display
Headlights	Led	Led
Cast iron front axel	Yes	Yes
Included tool kit	Mulching kit, Trailer hitch kit, Battery charger	Mulching kit, Trailer hitch kit, Battery charger
Max vibration on steering wheels (m/s ²)	n.a.	n.a.
Max vibration on driver's seat (m/s ²)	n.a.	n.a.
Product weight	248 kg	229 kg
Art Nr.	2T1925681/17	2T1800681/17

Price excl. VAT / Price incl. VAT

**TORNADO 5108 H****TORNADO 4108 H**

Engine Brand / Model	Briggs & Stratton / Intek 4185 AVS	Stiga 7750
Displacement / Number of cylinders	500 cm ³ / 1	452 cm ³ / 1
Engine net power / RPM	9,65 kW @2700 RPM	8,2 kW @2700 RPM
Fuel tank capacity	8 L	8 L
Cutting method	Side discharge, Multiclip mulching	Side discharge, Multiclip mulching
Cutting width	108 cm	108 cm
Cutting height range / Positions	30 - 90 mm / 7 positions	30 - 90 mm / 7 positions
Blade engagement type	Electric	Electric
Transmission (type + method)	Hydrostatic, Pedal-operated	Hydrostatic, Pedal-operated
Dashboard	Yes with multifunctional display	Yes with multifunctional display
Headlights	Led	Led
Cast iron front axel	Yes	Yes
Included tool kit	Mulching kit, Trailer hitch kit, Battery charger	Mulching kit, Trailer hitch kit, Battery charger
Max vibration on steering wheels (m/s²)	n.a.	n.a.
Max vibration on driver's seat (m/s²)	n.a.	n.a.
Product weight	219 kg	219 kg
Art Nr.	2T1825281/17	2T1810481/17

Price excl. VAT / Price incl. VAT



UP!



UP!

**TORNADO 3108 HW****TORNADO 3108 H**

Engine Brand / Model	Briggs & Stratton / Intek 7200	Briggs & Stratton / Intek 5210 AVS
Displacement / Number of cylinders	656 cm ³ / 2	540 cm ³ / 1
Engine net power / RPM	11,45 kW @2800 RPM	11 kW @2800 RPM
Fuel tank capacity	6 L	6 L
Cutting method	Side discharge, Multiclip mulching	Side discharge, Multiclip mulching
Cutting width	108 cm	108 cm
Cutting height range / Positions	25 - 80 mm / 7 positions	25 - 80 mm / 7 positions
Blade engagement type	Electric	Electric
Transmission (type + method)	Hydrostatic, Pedal-operated	Hydrostatic, Pedal-operated
Dashboard	No	No
Headlights	Led	Led
Cast iron front axel	No	No
Included tool kit	Mulching kit, Trailer hitch kit, Battery charger	Mulching kit, Trailer hitch kit, Battery charger
Max vibration on steering wheels (m/s²)	n.a.	n.a.
Max vibration on driver's seat (m/s²)	n.a.	n.a.
Product weight	n.a.	n.a.
Art Nr.	2T1230281/ST1	2T1240281/ST1

Price excl. VAT / Price incl. VAT

Tornado



UP!



UP!



TORNADO 3098 H

TORNADO 2098 H

Engine Brand / Model	Briggs & Stratton / PowerBuilt 4165 AVS	Stiga / 7750
Displacement / Number of cylinders	500 cm ³ / 1	452 cm ³ / 1
Engine net power / RPM	9 kW @2800 RPM	8,4 kW @2800 RPM
Fuel tank capacity	6 L	6 L
Cutting method	Side discharge, Multiclip mulching	Side discharge
Cutting width	98 cm	98 cm
Cutting height range / Positions	25 - 80 mm / 7 positions	25 - 80 mm / 7 positions
Blade engagement type	Electric	Electric
Transmission (type + method)	Hydrostatic, Pedal-operated	Hydrostatic, Pedal-operated
Dashboard	No	No
Headlights	Led	Conventional
Cast iron front axel	No	No
Included tool kit	Mulching kit, Trailer hitch kit, Battery charger	Mulching kit, Battery charger
Max vibration on steering wheels (m/s ²)	n.a.	n.a.
Max vibration on driver's seat (m/s ²)	n.a.	n.a.
Product weight	173 kg	157 kg
Art Nr.	2T0630281/ST1	2T0630481/ST1

Price excl. VAT / Price incl. VAT



UP!



TORNADO 2098

Engine Brand / Model	Stiga / 7050
Displacement / Number of cylinders	352 cm ³ / 1
Engine net power / RPM	6,5 kW @2800 RPM
Fuel tank capacity	6 L
Cutting method	Side discharge
Cutting width	98 cm
Cutting height range / Positions	25 - 80 mm / 7 positions
Blade engagement type	Electric
Transmission (type + method)	Manual, Level-operated
Dashboard	No
Headlights	Conventional
Cast iron front axel	No
Included tool kit	Mulching kit, Battery charger
Max vibration on steering wheels (m/s ²)	n.a.
Max vibration on driver's seat (m/s ²)	n.a.
Product weight	160 kg
Art Nr.	2T0510481/ST2


Price excl. VAT / Price incl. VAT

Combi

Compact & practical,
the choice right past a walk behind

Trusted partners while mowing large and complex gardens, rich of flowerbeds to move along, trees to go around or garden furniture. Sit comfortably, have all commands at your fingertips and full control of the working area in front of you. Choose your favorite cutting method: cut and then collect, discharge or mulch the grass.



	COMBI 3072 H	COMBI 1066 HQ	COMBI 1066 H
 Engine Brand/Model	Briggs & Stratton / PowerBuilt 3130 AVS	Briggs & Stratton / 950 Series 223cc	Stiga 5750
Displacement / Number of cylinders	334 cm³ / 1	223 cm³ / 1	224 cm³ / 1
Engine net power / RPM	6,7 kW @2800 RPM	3,3 kW @2450 RPM	3,60 kW @2450 RPM
Fuel tank capacity	4 L	3.80 L	3.80 L
Cutting method	Collecting, Multiclip mulching	Collecting, Side discharge, Multiclip mulching	Collecting, Multiclip mulching
Cutting width	72 cm	66 cm	66 cm
Cutting height range / Positions	30 -80 mm / 7 positions	30 -76 mm / 6 positions	30 -76 mm / 6 positions
Blade engagement type	Manual	Manual	Manual
Transmission (type + method)	Hydrostatic, Pedal-operated	Hydrostatic, Pedal-operated	Hydrostatic, Pedal-operated
Collector capacity	170 L	150 L	150 L
Dashboard	Yes with LED	No	No
Headlights	Conventional	No	No
Cast iron front axel	No	No	No
Included tool kit	Mulching kit, Battery charger	Mulching kit, Battery charger	Mulching kit, Battery charger
Max vibration on steering wheels (m/s²)	n.a.	n.a.	n.a.
Max vibration on driver's seat (m/s²)	n.a.	n.a.	n.a.
Product weight	162 kg	131 kg	130 kg
Art Nr.	2T0220281/14	2T0078281/14	2T0070481/16
Price excl. VAT / Price incl. VAT			

Multi-Connect System

To give your lawn tractor maximum versatility, choose the Multi-connect system, enabling you to switch between a number of implements for spring, fall, and winter use. Moreover, it is simple to use: you won't even need any tool - since with the Multi-connect system, switching implements is quick and easy. Choose the proper PTO kit and implements according to your 2WD or 4WD lawn tractor model and discover how enjoyable garden work can be all year around.



+



PTO KIT

Attached to the tractor it can be left in position even without using the implements itself.



Snow blade



Sweeper



Flail mower

Other implements



Rear deflectors



Protective cover



Poly roller



Combi cart



Winter tyres

Implements Lawn Tractors

Product name		Art. nr.		Estate Pro 9122 XWSY Estate Pro 9102 XWS Estate 7122 HWS Estate 7102 HWSY Estate 6102 HW Estate 5102 HW Estate 5102 H Estate 5092 H Estate 4092 H Estate 3398 HW Estate 3098 H Estate 3084 H Estate 2084 H Estate 2084 Tornado Pro 9118 XWSY Tornado 7118 HWS Tornado 6118 HW Tornado 7108 HWSY Tornado 6108 HW Tornado 5108 H Tornado 4108 H Tornado 3108 HW Tornado 3108 H Tornado 3098 H Tornado 2098 H Tornado 2098 Combi 3072 H Combi 1066 HQ Combi 1066 H																							
Battery charger	182180090/0	•	•	•	•	•	•	•	•	•	•	•	•	•	•	•	•	•	•	•	•	•	•	•	•	•	•
Protective cover	1134-9177-01	•	•	•	•	•	•	•	•	•	•	•	•	•	•	•	•	•	•	•	•	•	•	•	•	•	•
Trailer hitch	299900395/0																										
	299900081/0																										
	299901081/0																										
	299900006/0				•	•	•																				
	210000000/17																										
	299901006/0	•	•																								
Rear deflector	299900385/0																										
	299900310/0																										
	299900051/0																										
Milching kit (only plug)	299900016/0	•	•	•	•	•																					
	299900341/0																										
	299900346/0																										
	299900135/0																										
	299900036/0																										
	299900038/0																										
	299900045/0																										
	299900055/0																										
	299900046/0																										
	299901055/0																										
Milching kit (including blades)	299901056/0	•																									
	299900037/0																										
	299900370/1																										
	299900374/0																										
	299900070/0																										
	299900073/0																										
	299900074/0																										
	299900076/0																										
	210330000/17																										
	299901074/0																										
Combi cart	299901077/0	•																									
	210300000/17																										
Grass & leaves collector 42"	13-0952-11	•	•	•	•	•	•	•	•	•	•	•	•	•	•	•	•	•	•	•	•	•	•	•	•	•	
Fertilizer spreader	2A6107010/S17																										
Sand spreader	13-0955-11	•	•	•	•	•	•	•	•	•	•	•	•	•	•	•	•	•	•	•	•	•	•	•	•	•	
Polly roller 23"	13-1975-14	•	•																								
Polly roller 36"	299900260/0	•	•	•	•	•	•	•	•	•	•	•	•	•	•	•	•	•	•	•	•	•	•	•	•		
Rear weight	210800100/18	•	•	•	•	•	•	•	•	•	•	•	•	•	•	•	•	•	•	•	•	•	•	•	•		
Winter tyres 18"	210900100/17																										
	299900150/0	•	•	•	•	•																					
Winter tyres 20"	299900430/0																										
Snow chain 18"	299900430/0	•	•																								
Snow chain 20"	211500000/18																										
Snow chain 18"	299900470/1																										
Snow chain 20"	299900470/1																										
Snow tyres spikes**	299900480/1	•	•																								
Snow blade	299900450/0	•	•	•	•	•	•	•	•	•	•	•	•	•	•	•	•	•	•	•	•	•	•	•	•		
	299903410/0																										
	299900400/0																										
PTO kit (MCS*)	299900405/0																										
	299900750/1**																										
Snow blade (MCS*)	211000100/17	•	•																								
	299900400/1																										
Sweeper (MCS*)	211300100/17	•	•																								
	299900500/1																										
Green keeper (MCS*)	211200100/17	•	•																								
	211900100/17	•	•																								
Flail mower (MCS*)	299900540/0																										
Lawn striping kit	212120000/18	•	•																								

*MCS: Multi-Connect System / **** Only for Estate 5092 H & Estate 4092 H, it is required in addition kit art.299900800/0

A man with short brown hair and a light beard, wearing a blue and white plaid shirt over a purple t-shirt, is holding a large, rough-textured log. He is standing in a forest with green foliage in the background. The lighting is warm, suggesting late afternoon or early morning. A dark blue rectangular overlay is positioned in the upper right corner, containing the title text. A small orange vertical bar is located to the left of the text overlay.

Handhelds & Recycling

For trimming, cutting, cleaning, soil & ground care

STIGA hand helds & garden care products are engineered to take on the toughest of tasks when maintaining your garden and property. Garden care made easy.

Cut down time and effort to keep your garden in good shape.

Being a STIGA hand helds



HEDGE TRIMMERS

STIGA hedge trimmers are designed for domestic hedge care and offer a precise cut thanks to their effective double-action blade.



LAWN TRIMMERS & BRUSH CUTTERS

Whether you have a compact area of thick vegetation, rough grass, weeds, or just want to keep your edges neat and trim, we're sure you'll find a STIGA brush cutter or grass trimmer to meet your needs.



CHAINSAWS

STIGA chainsaws are designed to help you cut wood, whether you are carrying out intensive maintenance work, cutting up logs or pruning trees at home, offering you the security of a well-balanced product with a good power-to-weight ratio.



MULTI TOOLS

STIGA multi-tools are versatile products that plug into a single body and motor. When you use them, you are safe in the knowledge that you are choosing the right accessory for the task at hand and can take care of your garden in a simple, practical way.



ROTARY TILLERS & CULTIVATORS

Maintaining and preparing the ground is an essential task, but a tiring one. STIGA rotary tillers and cultivators are the perfect partner to make this work easier. Along with their powerful motors, they offer a comfortable working position to guarantee safety and efficiency.



SCARIFIERS

The starting point for a revived, healthy-looking lawn is good ground underneath: you need to drill grooves in the earth to get oxygen and water down into the grass roots below. Lawn scarifiers can do this efficiently, creating the ideal conditions for a healthy lawn.

500 Series System

Smarter energy
Greater power

THE NEW STIGA BATTERY 500 SERIES SYSTEM IS GREAT

Now it's possible to get the results you want and the benefits of being battery powered - basic maintenance, no carbon emissions, utmost comfort, lower noise levels and greatly reduced vibrations.

Setting a new standard in the battery world, the STIGA 500 Series system is an innovative battery system of Lawn Mowers, lawn trimmer, brush cutter, leaf blower and hedge trimmer.

Batteries are available in 3 different amperages: 2 Ah, 4 Ah and 5 Ah, depending on the product you are using. Batteries can also be exchanged from tool to tool, so you can use the same battery for all garden works.


All applications are provided with smart power control keypad and charger battery level always displayed.






	SGT 500 AE	Brush Cutter SBC 500 AE
		
Motor type	With brushes	Brushless
Motor power	380 W	450 W
Voltage	48 V	48 V
Suggested battery capacity	2.0 Ah	4.0 Ah
Working time (+/- 20%)	20 min	40 min
Cutting width	30 cm	38 cm
Cutting angle	90° adjustable + edge trimmer function	Tap & Go dual line
Nylon head type	Automatic dual line	Bump&Work dual line easy-load
Blade type	-	4 T
Handle type	Loop	Loop
Shaft type	Telescopic	Straight
Harness	No	Single
Shaft tube diameter	25.40 mm	25.40 mm
Battery included	No	No
Battery charger included	No	No
Vibrations level (front/rear handle)	n.a.	n.a.
Guaranteed sound power level (LwA)	n.a.	n.a.
Product weight	3.0 Kg	3.4 Kg
Art Nr.	278100008/ST1	278200008/ST1
Price excl. VAT / Price incl. VAT		



	Hedge Trimmer SHT 500 AE
	
Motor type	With brushes
Motor power	350 W
Voltage	48 V
Suggested battery capacity	2.0 Ah
Working time (+/- 20%)	50 min
Cutting length	51 cm
Blade length	58 cm
Blade type	Dual action - Laser cut
Blade teeth speed	3500 spm
Teeth distance	27 mm
Handle type	Turnable 180° - 5 positions
Battery included	No
Battery charger included	No
Vibrations level (front/rear handle)	
Guaranteed sound power level (LwA)	94 dB (A)
Product weight	3.5 Kg
Art Nr.	278300008/ST1
Price excl. VAT / Price incl. VAT	



	Blower SAB 500 AE
	
Motor type	Brushless
Motor power	500 W
Voltage	48 V
Suggested battery capacity	4.0 Ah
Working time (+/- 20%)	15 min
Average air volume	11.4 m³/ min
Maximum air speed	55 m/s
Vacuum function	No
Vacuum bag capacity	-
Battery included	No
Battery charger included	No
Vibrations level (front/rear handle)	2.5 m/s²
Guaranteed sound power level (LwA)	96 dB (A)
Product weight	2.6 Kg
Art Nr.	278500008/ST1
Price excl. VAT / Price incl. VAT	

500 Series System Accessories

Batteries and chargers



NEW!



NEW!



NEW!

	Battery SBT 520 AE	Battery SBT 540 AE	Battery SBT 550 AE
Voltage	48 V	48 V	48 V
Type of cells	Lithium-ion battery	Lithium-ion battery	Lithium-ion battery
Battery capacity	2 Ah	4 Ah	5 Ah
Charging time (fast charger)	50 min	1 h 50 min	2 h
Product weight	0.9 Kg	1.4 Kg	1.4 Kg
Art Nr.	27801200/ST1	278014008/ST1	278015008/ST1
Price excl. VAT / Price incl. VAT			



NEW!



NEW!


	Standard Charger SCG 515 AE	Fast Charger SFC 530 AE
Voltage	48 V	48 V
Charging speed	Standard	Fast
Output current	1.5 A	3.0 A
Product weight	0.6 Kg	0.75 Kg
Art Nr.	278020008/ST1	278030008/ST1
Price excl. VAT / Price incl. VAT		

24 V PowerPack


Gardening made easy

The STIGA 24V PowerPack offers easy-to-use tools for the small garden to get the job done quick and easy.




	Blower SBL 24 AE
	
Motor type	With brushes
Motor power	260 W
Voltage	24 V
Suggested battery capacity	4.0 Ah
Working time (+/- 20%)	18 min
Average air volume	9.3 m³/ min
Maximum air speed	44 m/s
Vacuum function	No
Vacuum bag capacity	-
Battery included	4.0 Ah
Battery charger included	Yes
Vibrations level (front/rear handle)	< 2.5 m/s²
Guaranteed sound power level (LwA)	106 dB (A)
Product weight	1.5 kg
Art Nr.	275001321/ST1
Price excl. VAT / Price incl. VAT	



	Hedge Trimmer SHT 24 AE
	
Motor type	With brushes
Motor power	180 W
Voltage	24 V
Suggested battery capacity	4.0 Ah
Working time (+/- 20%)	90 min
Cutting length	48 cm
Blade length	57 cm
Blade type	Dual action
Blade teeth speed	2800 spm
Teeth distance	18 mm
Handle type	Turnable 180° - 3 positions
Battery included	Yes
Battery charger included	Standard
Vibrations level (front/rear handle)	1.94 m/s²
Guaranteed sound power level (LwA)	87 dB (A)
Product weight	2.79 kg
Art Nr.	273571321/S17
Price excl. VAT / Price incl. VAT	






	Chainsaw SC 24 AE
	
Motor type	With brushes
Motor power	240 W
Voltage	24 V
Suggested battery capacity	4.0 Ah
Working time (+/- 20%)	20 min
Bar length (inch)	25 cm (10")
Chain type	3/8" .050" (91PJ040X)
Chain speed	3.4 m/s
Chain brake	No
Chain oil pump	Automatic
Chain tensioning system	Quick side tensioning
Battery included	Yes
Battery charger included	Standard
Vibrations level (front/rear handle)	2.5/ 2.5 m/s ²
Guaranteed sound power level (LwA)	97 dB (A)
Product weight	2.86 kg
Art Nr.	274100321/S17


Price excl. VAT / Price incl. VAT



	Grass Trimmer SGT 24 AE
	
Motor type	With brushes
Motor power	150 W
Voltage	24 V
Suggested battery capacity	4.0 Ah
Working time (+/- 20%)	25 min
Cutting width	25 - 30 cm
Cutting angle	90° adjustable + edge trimmer function
Nylon head type	Automatic dual line
Blade type	No
Handle type	Loop
Shaft type	Straight split
Harness	No
Shaft tube diameter	25.40 mm
Battery included	Yes
Battery charger included	Standard
Vibrations level (front/rear handle)	2 m/s ²
Guaranteed sound power level (LwA)	96 dB (A)
Product weight	3.8 kg
Art Nr.	271301321/S17

Price excl. VAT / Price incl. VAT



	Multi-Tool SMT 24 AE	Hedge Cutter	Pruner attachment
			
Motor type	-	With brushes	With brushes
Motor power	-	180 W /	180 W
Voltage	-	24 V	24 V
Suggested battery capacity	4.0 Ah	-	-
Working time (hedger / pruner)	85 min / 20 min	-	-
Blade length	-	510 mm	-
Cutting length	-	450 mm	-
Teeth distance	-	18 mm	-
Bar length (+ inch)	-	-	20 cm (8")
Chain type	-	-	3/8" .050" (91PJ033X)
Chain speed	-	-	6.7 m/s
Chain oil pump	-	-	Automatic
Extension length	70 cm	-	-
Battery included	Yes	-	-
Battery charger included	Standard	-	-
Hedger vibrations level (left/right handle)	-	2 m/s ²	-
Pruner vibrations level (left/right handle)	-	-	1.95 m/s ²
Hedger guaranteed sound power level (LwA)	-	94 dB (A)	-
Pruner guaranteed sound power level (LwA)	-	-	104 dB (A)
Product weight	6.30 kg	-	-
Art Nr.	277340321/S17	-	-

Price excl. VAT / Price incl. VAT

24 V PowerPack Accessories

Batteries and charger



	Battery 2.0 Ah 24 V	Battery 4.0 Ah 24 V
Voltage	24 V	24 V
Type of cells	Lithium-ion battery	Lithium-ion battery
Battery capacity	2 Ah	4 Ah
Charging time (fast charger)	48 min	1 h 30 min
Product weight	0.47 kg	0.78 kg
Art Nr.	270201020/17	270401020/17
Price excl. VAT / Price incl. VAT		



	Charger 24 V
Voltage	24 V
Charging speed	Standrd
Output current	3 A
Product weight	0.5 kg
Art Nr.	270012020/17
Price excl. VAT / Price incl. VAT	

24 V PowerPack



	Trimmer Head	Chain
Code	1911-9225-01	1519-9110-01
EAN	8008989903345	7313329151609
Specifications	Pressed on motor shaft	3/8" 0,050" (1,3 mm) 91VG 40E
Fits for	SGT 24 AE	SC 24 AE
Price excl. VAT / Price incl. VAT		


48 V PowerPack

One battery for all garden works

Our most versatile battery system ever. Whether you need a Lawn Mower, a chainsaw, a trimmer and a hedge cutter, a blower and a pole saw - or all of it – STIGA 48V PowerPack is your choice.


Batteries are available in 3 different amperages: 2,0 Ah, 2,5 Ah and 5 Ah, depending on the product you are using. Batteries can also be exchanged from tool to tool, so you can use the same battery for all garden works.



	Blower SBV 48 AE
Motor type	Brushless
Motor power	530 W
Voltage	48 V
Suggested battery capacity	5.0 Ah
Working time (+/- 20%)	20 min
Average air volume	9.6 m³/ min
Maximum air speed	83 m/s
Vacuum function	Yes
Vacuum bag capacity	40 L
Battery included	No
Battery charger included	No
Vibrations level (front/rear handle)	2.8 m/s²
Guaranteed sound power level (LwA)	104 dB (A)
Product weight	2.4 kg
Art Nr.	275011008/S15


Price excl. VAT / Price incl. VAT




	Hedge Trimmer SHT 48 AE
Motor type	With brushes
Motor power	420 W
Voltage	48 V
Suggested battery capacity	2.5 Ah
Working time (+/- 20%)	25 min
Cutting length	56 cm
Blade length	61 cm
Blade type	Dual action - Laser cut
Blade teeth speed	3200 spm
Teeth distance	27 mm
Handle type	Turnable 180° - 3 positions
Battery included	No
Battery charger included	No
Vibrations level (front/rear handle)	3.6/ 3.6 m/s²
Guaranteed sound power level (LwA)	99 dB (A)
Product weight	2.79 kg
Art Nr.	273560008/S15


Price excl. VAT / Price incl. VAT




	Lawn Trimmer SGT 48 AE	Brush Cutter SBC 48 AE
		
Motor type	With brushes	Brushless
Motor power	240 W	530 W
Voltage	48 V	48 V
Suggested battery capacity	2.50 Ah	5 Ah
Working time (+/- 20%)	15 min	30 min
Cutting width	25 - 30 cm	36 cm
Cutting angle	90° adjustable + edge trimmer function	Fixed
Nylon head type	Automatic dual line	Tap & Go dual line
Blade type	No	4 T
Handle type	Loop	Loop
Shaft type	Straight split	Straight split
Harness	No	Single
Shaft tube diameter	25.40 mm	25.40 mm
Battery included	No	No
Battery charger included	No	No
Vibrations level (front/rear handle)	3.30/ 4.0 m/s ²	3.0/ 3.11 m/s ²
Guaranteed sound power level (LwA)	96 dB (A)	100 dB (A)
Product weight	3.8 kg	5.25 kg
Art Nr.	271300008/S17	272361008/S17
Price excl. VAT / Price incl. VAT		



	Chainsaw SC 48 AE
	
Motor type	Brushless
Motor power	880 W
Voltage	48 V
Suggested battery capacity	5.0 Ah
Working time (+/- 20%)	40 min
Bar length (inch)	35 cm (14")
Chain type	3/8" .050" (91PX052X)
Chain speed	11.8 m/s
Chain brake	Manual
Chain oil pump	Automatic
Chain tensioning system	Quick side tensioning
Battery included	No
Battery charger included	No
Vibrations level (front/rear handle)	2.6/ 1.8 m/s ²
Guaranteed sound power level (LwA)	103 dB (A)
Product weight	4.39 kg
Art Nr.	274141008/S15
Price excl. VAT / Price incl. VAT	

	Tiller SRC 48 AE
	
Motor type	With brushes
Motor power	410 W
Voltage	48 V
Suggested battery capacity	5 A
Working time (+/- 20%)	45 min
Working width	26 cm
Working depth	12.7 cm
Rotors number	4
Rotors diameter	215 mm
Adjustable handlebar	No
Transport wheels	2 rear wheels
Soft grip handle	Yes
Battery included	No
Battery charger included	No
Vibration level (left/right handle)	-
Guaranteed sound power level (LwA)	93 dB (A)
Product weight	11.94 kg
Art Nr.	276260008/S16
Price excl. VAT / Price incl. VAT	



	Multi-Tool SMT 48 AE	Hedge Cutter	Pruner attachment
Motor type	-	With brushes	With brushes
Motor power	-	420 W	340 W
Voltage	-	48 V	-
Suggested battery capacity	2.5 Ah	-	-
Working time (hedger / pruner)	-	25 min	18 min
Blade length	-	510 mm	-
Cutting length	-	460 mm	-
Teeth distance	-	18 mm	-
Bar length (+ inch)	-	-	20 cm (8")
Chain type	-	-	3/8" .050" (91PJ033X)
Chain speed	-	-	9.90 m/s
Chain oil pump	-	-	Automatic
Extension length	70 cm	-	-
Battery included	No	-	-
Battery charger included	No	-	-
Hedger vibrations level (left/right handle)	-	1.5/ 1.5 m/s ²	-
Pruner vibrations level (left/right handle)	-	-	1.5/ 1.5 m/s ²
Hedger guaranteed sound power level (LwA)	-	99 dB (A)	-
Pruner guaranteed sound power level (LwA)	-	-	101 dB (A)
Product weight	6.30 kg	-	-
Art Nr.	277340008/S15	-	-
Price excl. VAT / Price incl. VAT			



48 V PowerPack Accessories

Batteries and chargers



	Battery SBT 2048 AE	Battery SBT 2548 AE	Battery SBT 5048 AE
Voltage	48 V	48 V	48 V
Type of cells	Lithium-ion battery	Lithium-ion battery	Lithium-ion battery
Battery capacity	2 Ah	2.5 Ah	5 Ah
Charging time (fast charger)	50 min	1 h	1 h 55 min
Product weight	0.95 kg	0.99 kg	1.53 kg
Art Nr.	270482018/ST1	270482518/S15	270485018/S15
Price excl. VAT / Price incl. VAT			



	Standard Charger SCG 48 AE	Fast Charger SFC 48 AE
Voltage	48 V	48 V
Charging speed	Standard	Fast
Output current	1.5 A	3 A
Net weight	0.6 kg	1 kg
Art Nr.	270480028/S15	270480128/S16
Price excl. VAT / Price incl. VAT		

48 V PowerPack



	Trimmer Head	Trimmer Head	Blade 4T	Saw Chain	Saw Chain
Code	1911-9224-01	1911-9223-01	1911-9196-01	1519-9116-01	1519-9160-01
EAN	8008989903826	80089899038819	7313329191711	7313329151654	8008989902843
Specifications	M10-female LH-thread	-	Ø = 230 hole = 25,4 mm	0.050" (1,3 mm) 3/8" 52E	0.050" (1,3 mm) 3/8" 33E
Fits for	SBC 48 AE	SGT 48 AE	SBC 48 AE	SC 48 AE	SMT 48 E
Price excl. VAT / Price incl. VAT					

80 V PowerPack

Feel the power
Enjoy the comfort

STIGA 80V – a powerful battery system with the same power as petrol together with the benefits of being battery powered.

A wide range of Lawn Mowers, brushcutter with mono or double handle, leaf blower, hedge trimmer, chainsaw, snow thrower.


Batteries are available in 3 different amperages: 2,5 Ah, 4 Ah and 5 Ah, depending on the product you are using. Batteries can also be exchanged from tool to tool, so you can use the same battery for all garden works.

The bigger 4 Ah or 5 Ah battery can be carried by a stable battery harness for even more comfortable working sessions.




	Blower SAB 80 AE
Motor type	Brushless
Motor power	590 W
Voltage	80 V
Suggested battery capacity	2.5 Ah
Working time (+/- 20%)	15 min
Average air volume	14.10 m³/ min
Maximum air speed	56 m/s
Vacuum function	No
Vacuum bag capacity	-
Battery included	No
Battery charger included	No
Vibrations level (front/rear handle)	< 2.5 m/s²
Guaranteed sound power level (LwA)	100 dB (A)
Product weight	2.7 kg
Art Nr.	275020088/S16
Price excl. VAT / Price incl. VAT	




	Hedge Trimmer SHT 80 AE
Motor type	Brushless
Motor power	560 W
Voltage	80 V
Suggested battery capacity	2.5 Ah
Working time (+/- 20%)	60 min
Cutting length	57 cm
Blade length	66 cm
Blade type	Dual action - Laser cut
Blade teeth speed	3400 spm
Teeth distance	33 mm
Handle type	Turnable 180° - 3 positions
Battery included	No
Battery charger included	No
Vibrations level (front/rear handle)	3.5 m/s²
Guaranteed sound power level (LwA)	96 dB (A)
Product weight	4 kg
Art Nr.	273610088/S16
Price excl. VAT / Price incl. VAT	



	Brush Cutter SBC 80 AE	Brush Cutter SBC 80 D AE
		
Motor type	Brushless	Brushless
Motor power	330 W	330 W
Voltage	80 V	80 V
Suggested battery capacity	2.50 Ah	2.50 Ah
Working time (+/- 20%)	30 min	30 min
Cutting width	35 - 40 cm	35 - 40 cm
Cutting angle	Fixed	Fixed
Nylon head type	Tap & Go dual line	Tap & Go dual line
Blade type	4 T	4 T
Handle type	Loop	Bike
Shaft type	Straight split	Straight
Harness	Single	Single
Shaft tube diameter	25.40 mm	25.40 mm
Battery included	No	No
Battery charger included	No	No
Vibrations level (front/rear handle)	<2,5/ <2,5 m/s ²	<2,5/ <2,5 m/s ²
Guaranteed sound power level (LwA)	96 dB (A)	96 dB (A)
Product weight	6.50 kg	5.20 kg
Art Nr.	272400088/S17	272401088/S17
Price excl. VAT / Price incl. VAT		



	Chainsaw SC 80 AE
	
Motor type	Brushless
Motor power	1380 W
Voltage	80 V
Suggested battery capacity	2.5 Ah
Working time (+/- 20%)	15 min
Bar length (inch)	40 cm (16")
Chain type	3/8" .050" (91PX056X)
Chain speed	11 m/s
Chain brake	Manual and inertial
Chain oil pump	Automatic
Chain tensioning system	Side screw tensioning
Battery included	No
Battery charger included	No
Vibrations level (front/rear handle)	4.18/ 3.37 m/s ²
Guaranteed sound power level (LwA)	99 dB(A)
Product weight	5.10 kg
Art Nr.	274160088/ST1
Price excl. VAT / Price incl. VAT	

80 V powerPack Accessories

Batteries and charger



	Battery SBT 2580 AE	Battery SBT 4080 AE	Battery SBT 5080 AE
Voltage	80 V	80 V	80 V
Type of cells	Lithium-ion battery	Lithium-ion battery	Lithium-ion battery
Battery capacity	2.5 Ah	4 Ah	5 Ah
Charging time (fast charger)	40 min	1 h	1 h 15 min
Product weight	1.6 kg	2.5 kg	2.5 kg
Art Nr.	270251088/S16	270401088/S16	270501088/S16
Price excl. VAT / Price incl. VAT			



	Fast Charger SFC 80 AE
Voltage	80 V
Charging speed	Fast
Output current	4 A
Net weight	1.4 kg
Art Nr.	270012088/S16
Price excl. VAT / Price incl. VAT	



	80 V Battery Harness
Voltage	80 V
Net weight	1,9 kg
Art Nr.	270004088/S16
Price excl. VAT / Price incl. VAT	

80 V PowerPack



	Trimmer Head	Blade 4T	Chain
Code	1911-9220-01	1911-9196-01	1911-9120-01
EAN	80089899903475	7313329191711	7313329151692
Specifications	M10-female / LH-thread	Ø = 230 hole = 25,4 mm	3/8" 0,050" (1,3 mm) 91VG 56E
Fits for	SBC 80 AE, SBC 80 D AE	SBC 80 AE, SBC 80 D AE	SC 80 AE
Price excl. VAT / Price incl. VAT			

Garden Multi-Mate

The handy way to trim,
cut, shape, saw and aerate

Discover our new compact multi-purpose tool for all the finishing touches in your garden. With its superior battery and wide range of accessories it's the only tool you'll ever need to trim, cut, shape, saw and aerate in a simple and comfortable way:

- High energy efficiency, low vibrations and noise, maintenance free
- Easy plug-in of battery charger for immediate recharge
- Quick to attach and change accessories by tool-free click-in system
- Grass and shrub blades always included, different measures available
- Pruning cutter and soil grubber available as optional accessories
- Telescopic handle included on SGM 104 AE, optional accessory on other configurations

SPECIAL CONFIGURATIONS

Display master box for 24 SGM 72 AE

Art Nr. 253907231/ST1




Display master box for 12 SGM 102 AE

Art Nr. 253910241/ST1





	SGM 104 AE	SGM 102 AE	SGM 72 AE
			
Voltage	10.8 V	10.8 V	7.2 V
Battery capacity	2.5 Ah	2.5 Ah	2.5 Ah
Working time (+/- 20%)	2h 40min	2h 40min	2h 20min
Grass shear cutting width	80 mm + 130 mm	110 mm	80 mm
Shrub shear cutting length	200 mm	180 mm	180 mm
Shrub shear teeth distance	8 mm	8 mm	8 mm
Handle type	Rotating 180°	Rotating 180°	Fixed
Included tools kit	Telescopic handle	-	-
Battery included	Yes	Yes	Yes
Battery charger included	Yes	Yes	Yes
Vibrations level (left/right handle)	< 2.5 m/s ²	< 2.5 m/s ²	< 2.5 m/s ²
Guaranteed sound power level (LwA)	79 dB (A)	79 dB (A)	79 dB (A)
Product weight	0.65 Kg	0.65 Kg	0.58 Kg
Art Nr.	253010271/ST1	253010241/ST1	253007231/ST1
Price excl. VAT / Price incl. VAT			

Garden Multi-Mate Accessories



Pos.	Code	EAN	Description
1	232522011/ST1	8008984814912	Grass blade 8 mm
1	232522021/ST1	8008984814929	Grass blade 10 mm
1	232522031/ST1	8008984814936	Grass blade 13 mm
2	232522041/ST1	8008984814943	Shrub blade 18 mm
2	232522051/ST1	8008984815162	Shrub blade 20 mm
3	232523011/ST1	8008984815155	Soil grubber
4	232523021/ST1	8008984815179	Pruning cutter
5	232521021/ST1	8008984807754	Telescopic handle
6	232524011/ST1	8008984815186	Textile bag
7	1800-9009-01	8008984813137	Battery charger 0,5 A (7.2 V)
7	1800-9010-01	8008984813144	Battery charger 0,5 A (10.8 V)
8	1800-9011-01	8008984813151	Battery charger 0,5 A (7.2 V) UK plug
8	1800-9012-01	8008984813168	Battery charger 0,5 A (10.8 V) UK plug

Hedge Trimmers

STIGA hedge trimmers are designed for domestic hedge care and offer a precise cut thanks to their effective double-action blade. The ergonomic rotating front handle combined with the anti-vibration system means you are always working in a natural cutting position, reducing fatigue.



BATTERY HEDGE TRIMMERS

STIGA battery hedge trimmers combine great cutting performance with the benefits of battery power: no cables or petrol, with reduced vibrations, noise and maintenance.



ELECTRIC HEDGE TRIMMERS

STIGA electric hedge trimmers are lightweight, compact products that are designed for domestic hedge trimming a quiet, environmentally friendly product.



PETROL HEDGE TRIMMERS

STIGA petrol hedge trimmers are a safe choice for users who want neat, cared-for hedges with maximum freedom of movement and power.



Hedge Cutters



	SHT 675 K	SHT 660 K	SHP 60
Power source	Petrol 2-stroke	Petrol 2-stroke	Petrol 2-stroke
Displacement	22.50 cm ³	22.50 cm ³	24.50 cm ³
Engine net power / RPM	0.63 kW @ 9500 RPM	0.63 kW @ 9500 RPM	0.85 kW @ 9500 RPM
Idling speed	2800 RPM	2800 RPM	2800 RPM
Fuel tank capacity	0.40 L	0.40 L	0.41 L
Cutting length	69 cm	55 cm	55 cm
Blade length	75 cm	61 cm	61 cm
Blade type	Dual action - Laser cut	Dual action - Laser cut	Dual action
Blade teeth speed	3500 spm	3500 spm	3500 spm
Teeth distance	28 mm	28 mm	27 mm
Handle type	Turnable 180° - 3 positions	Turnable 180° - 3 positions	Turnable 180° - 3 positions
Vibrations level (front/rear handle)	5.11/ 4.64 m/s ²	5.11/ 4.64 m/s ²	2.18/ 2.03 m/s ²
Guaranteed sound power level (LwA)	103 dB (A)	103 dB (A)	109 dB (A)
Product weight	5.90 kg	5.80 kg	5.40 kg
Art Nr.	252375002/14	252360002/14	252961002/14
Price excl. VAT / Price incl. VAT			



	SHT 700	SHT 600	SHT 500
Motor type	With brushes	With brushes	With brushes
Motor power	700 W	600 W	500 W
Blade length	72 cm	60 cm	50 cm
Cutting length	67 cm	55 cm	45 cm
Blade type	Dual action - Laser cut	Dual action - Laser cut	Dual action
Blade teeth speed	2400 spm	1700 spm	1700 spm
Teeth distance	29 mm	20 mm	16 mm
Handle type	Turnable 90° - 3 positions	Turnable 180° - 5 positions	Turnable 180° - 5 positions
Vibrations level (front/rear handle)	1.4/ 0.9 m/s ²	2.99/ 2.99 m/s ²	2.85/ 2.85 m/s ²
Guaranteed sound power level (LwA)	97 dB(A)	98 dB (A)	98 dB (A)
Product weight	3.9 kg	3.2 kg	3.2 kg
Art Nr.	256070002/12	256060002/14	256050002/14
Price excl. VAT / Price incl. VAT			

Grass Trimmers & Brush Cutters

STIGA grass trimmers and brush cutters are a great choice for edging and cutting your grass. These ergonomic, well-balanced tools offer maximum comfort and efficiency and allow you to choose your working position based on your needs and the task in hand.



BATTERY LAWN TRIMMERS & BRUSH CUTTERS

STIGA battery-powered grass trimmers and brushcutters are designed for users looking for an environmentally friendly tool with no power cord for edging and cutting the grass. The range includes products to suit different garden sizes, with the power needed to get the job done.



ELECTRIC LAWN TRIMMERS & BRUSH CUTTERS

STIGA electric grass trimmers and brushcutters are lightweight, compact products that are designed for edging and cutting domestic lawns with a quiet, environmentally friendly product. The power cord delivers a constant output, making these products ideal for small to medium-sized gardens.



PETROL LAWN TRIMMERS & BRUSH CUTTERS

Grass trimmers and brushcutters are essential tools for edging and cutting grass and undergrowth, especially in areas where a lawnmower is not able to mow or cannot reach. The STIGA range features a wide choice of product with different power outputs and designs to suit all your needs.





	SBC 656 DX	SBC 656 D	SBC 656
Displacement	52.8 cm ³	52.8 cm ³	52.8 cm ³
Engine net power / RPM	1.7 kW @ 7500 RPM	1.7 kW @ 7500 RPM	1.7 kW @ 7500 RPM
Fuel tank capacity	0.8 L	0.8 L	0.8 L
Idling speed	3000 RPM	3000 RPM	3000 RPM
Cutting width	45 cm	45 cm	45 cm
Nylon head type	Bump&Work dual line Easy load	Bump&Work dual line Easy load	Bump&Work dual line Easy load
Nylon diameter	3 mm	3 mm	3 mm
Blade type	3 ARC	3 ARC	3 ARC
Handle type	Bike	Bike	Loop
Shaft type	Straight - Forest type	Straight	Straight
Harness	Double	Double	Double
Vibrations level (front/rear handle)	n.a.	n.a.	n.a.
Guaranteed sound power level (LwA)	n.a.	n.a.	n.a.
Product weight	8.9 Kg	7.8 Kg	7.4 Kg
Art Nr.	283522008/ST1	283521008/ST1	283520008/ST1
Price excl. VAT / Price incl. VAT			



	SBC 646 DX	SBC 646 D	SBC 646
Displacement	44.8 cm ³	44.8 cm ³	44.8 cm ³
Engine net power / RPM	1.5 kW @ 7500 RPM	1.5 kW @ 7500 RPM	1.5 kW @ 7500 RPM
Fuel tank capacity	0.8 L	0.8 L	0.8 L
Idling speed	3000 RPM	3000 RPM	3000 RPM
Cutting width	45 cm	45 cm	45 cm
Nylon head type	Bump&Work dual line Easy load	Bump&Work dual line Easy load	Bump&Work dual line Easy load
Nylon diameter	3 mm	3 mm	3 mm
Blade type	3 ARC	3 ARC	3 ARC
Handle type	Bike	Bike	Loop
Shaft type	Straight - Forest type	Straight	Straight
Harness	Double	Double	Double
Vibrations level (front/rear handle)	n.a.	n.a.	n.a.
Guaranteed sound power level (LwA)	n.a.	n.a.	n.a.
Product weight	8.9 Kg	7.8 Kg	7.4 Kg
Art Nr.	283422008/ST1	283421008/ST1	283420008/ST1
Price excl. VAT / Price incl. VAT			



	SBC 435 HD	SBC 435 H
Displacement	35 cm ³	35 cm ³
Engine net power / RPM	1 kW @ 9900 rpm	1 kW @ 9900 rpm
Fuel tank capacity	0.63 L	0.63 L
Idling speed	3100 RPM	3100 RPM
Cutting width	45 cm	45 cm
Nylon head type	Tap & Go dual line (Pro)	Tap & Go dual line (Pro)
Nylon diameter	2.40 mm	2.40 mm
Blade type	3 T	3 T
Handle type	Bike	Loop
Shaft type	Straight	Straight
Harness	Double	Double
Vibrations level (front/rear handle)	3.60/ 3.71 m/s ²	3.00/ 3.31 m/s ²
Guaranteed sound power level (LwA)	112 dB (A)	112 dB (A)
Product weight	8.70 kg	8.40 kg
Art Nr.	81341002/14	281340002/14
Price excl. VAT / Price incl. VAT		



	SBC 425 HD	SBC 425 H
Displacement	25 cm ³	25 cm ³
Engine net power / RPM	0.80 kW @ 10900 rpm	0.80 kW @ 10900 rpm
Fuel tank capacity	0.58 L	0.58 L
Idling speed	3100 RPM	3100 RPM
Cutting width	43 cm	43 cm
Nylon head type	Tap & Go dual line (Pro)	Tap & Go dual line (Pro)
Nylon diameter	2.40 mm	2.40 mm
Blade type	3 T	3 T
Handle type	Bike	Loop
Shaft type	Straight	Straight
Harness	Double	Single
Vibrations level (front/rear handle)	2.53/3.41 m/s ²	3.06/3.45 m/s ²
Guaranteed sound power level (LwA)	110 dB (A)	110 dB (A)
Product weight	8.10 kg	7.80 kg
Art Nr.	281241002/14	281240002/14
Price excl. VAT / Price incl. VAT		



SMT 226 - 5 IN 1

Power source	Petrol 2-stroke
Displacement	25.40 cm ³
Engine net power / RPM	0.70 kW @ 1100 RPM
Fuel tank capacity	0.65 L
Cutting width (Brushcutter)	43 cm
Nylon head type	Tap & Go dual line
Nylon diameter	2.40 mm
Blade type (Brushcutter)	3 T
Cutting length (Hedge trimmer)	40 cm
Teeth distance (Hedge trimmer)	25 mm
Bar length (inch)	10 "
Chain speed	5.20 m/s
Chain oil pump	Automatic
Handle type	Loop
Extension length	70 cm
Brushcutter vibrations level (left/right handle)	5.76/ 7.13 m/s ²
Hedger vibrations level (left/right handle)	4.08/ 4.30 m/s ²
Pruner vibrations level (left/right handle)	6.5/ 4.30 m/s ²
Brushcutter guaranteed sound power level (LwA)	110 dB (A)
Hedger guaranteed sound power level (LwA)	110 dB (A)
Pruner guaranteed sound power level (LwA)	110 dB (A)
Product weight	6.75 kg
Product weight (brushcutter version)	6.77 kg
Product weight (hedger version)	6.72 kg
Product weight (pruner version)	6.39 kg

Art Nr. **287130152/ST1**

Price excl. VAT / Price incl. VAT




SBC 252 F

Displacement	51.70 cm ³
Engine net power / RPM	1.55 kW @ 9500 rmp
Fuel tank capacity	1 L
Idling speed	3100 RPM
Cutting width	45 cm
Nylon head type	Tap & Go dual line (Pro)
Nylon diameter	2.80 mm
Blade type	3 T
Handle type	Loop
Shaft type	Flexible
Harness	Backpack
Vibrations level (front/rear handle)	3.66/ 5.71 m/s ²
Guaranteed sound power level (LwA)	112 dB (A)
Product weight	8.30 kg


Art Nr. **287422002/17**

Price excl. VAT / Price incl. VAT




	SBC 252 D	SBC 252	SBC 242 D
Displacement	51.70 cm ³	51.70 cm ³	42.70 cm ³
Engine net power / RPM	1.55 kW @ 9500 rmp	1.55 kW @ 9500 rmp	1.25 kW @ 9500 RPM
Fuel tank capacity	1 L	1 L	1 L
Idling speed	3100 RPM	3100 RPM	3100 RPM
Cutting width	45 cm	45 cm	45 cm
Nylon head type	Tap & Go dual line (Pro)	Tap & Go dual line (Pro)	Tap & Go dual line (Pro)
Nylon diameter	2.8 mm	2.8 mm	2.8 mm
Blade type	3 T	3 T	3 T
Handle type	Bike	Loop	Bike
Shaft type	Straight - Forest type	Straight	Straight - Forest type
Harness	Double	Double	Double
Vibrations level (front/rear handle)	4.49/ 4.87 m/s ²	5.07/ 7.90 m/s ²	7.00/ 3.90 m/s ²
Guaranteed sound power level (LwA)	116 dB (A)	116 dB (A)	115 dB (A)
Product weight	8.30 kg	7.80 kg	8.20 kg
Art Nr.	287421002/17	287420002/16	287321002/17
Price excl. VAT / Price incl. VAT			



	SBC 242	SBC 232 D	SBC 232
Displacement	42.70 cm ³	32.60 cm ³	32.60 cm ³
Engine net power / RPM	1.25 kW @ 9500 RPM	0.90 kW @ 11000 RPM	0.90 kW @ 11000 RPM
Fuel tank capacity	1 L	0.80 L	0.80 L
Idling speed	3100 RPM	3100 RPM	3100 RPM
Cutting width	45 cm	43 cm	43 cm
Nylon head type	Tap & Go dual line (Pro)	Tap & Go dual line (Pro)	Tap & Go dual line (Pro)
Nylon diameter	2.8 mm	2.4 mm	2.4 mm
Blade type	3 T	3 T	3 T
Handle type	Loop	Bike	Loop
Shaft type	Straight	Straight - Forest type	Straight
Harness	Double	Double	Single
Vibrations level (front/rear handle)	6.58/ 6.45 m/s ²	6.58/ 5.28 m/s ²	5.26/ 6.60 m/s ²
Guaranteed sound power level (LwA)	115 dB (A)	114 dB (A)	114 dB (A)
Product weight	7.70 kg	7.80 kg	7.40 kg
Art Nr.	287320002/16	287221002/17	287220002/16
Price excl. VAT / Price incl. VAT			



	SBC 226 JD	SBC 226 J	SGT 226 J
Displacement	25.40 cm ³	25.40 cm ³	25.40 cm ³
Engine net power / RPM	0.70 kW @ 11000 RPM	0.70 kW @ 11000 RPM	0.70 kW @ 8800 RPM
Fuel tank capacity	0.65 L	0.65 L	0.65 L
Idling speed	3100 RPM	3100 RPM	3100 RPM
Cutting width	43 cm	43 cm	38 cm
Nylon head type	Tap & Go dual line (Pro)	Tap & Go dual line (Pro)	Tap & Go dual line
Nylon diameter	2.4 mm	2.4 mm	2 mm
Blade type	3 T	3 T	-
Handle type	Bike	Loop	Loop
Shaft type	Straight split	Curved Split	Straight
Harness	Double	No	Single
Vibrations level (front/rear handle)	3.47/ 5.47 m/s ²	5.76/ 7.13 m/s ²	3.49/ 5.79 m/s ²
Guaranteed sound power level (LwA)	110 dB (A)	110 dB (A)	109 dB (A)
Product weight	6.80 kg	6.30 kg	5.70 kg
Art Nr.	287121102/ST1	287120102/ST1	287110102/ST1
Price excl. VAT / Price incl. VAT			



	SBC 653 KF	SBC 653 KD	SBC 653 K
Displacement	53.20 cm ³	53.20 cm ³	53.20 cm ³
Engine net power / RPM	2 kW @ 9500 RPM	2 kW @ 9600 RPM	2 kW @ 9600 RPM
Fuel tank capacity	1.1 L	1.1 L	1.1 L
Idling speed	2800 RPM	2800 RPM	2800 RPM
Cutting width	43 cm	43 cm	43 cm
Nylon head type	Tap & Go dual line (Pro)	Tap & Go dual line (Pro)	Tap & Go dual line (Pro)
Nylon diameter	2.40 mm	2.40 mm	2.40 mm
Blade type	3 T	3 ARC	3 ARC
Handle type	Loop	Bike	Loop
Shaft type	Straight	Straight - Forest type	Straight
Harness	Single	Double	Double
Vibrations level (front/rear handle)	2.92/ 2.02 m/s ²	3.99/ 4.02 m/s ²	3.73/ 3.96 m/s ²
Guaranteed sound power level (LwA)	113 dB (A)	113 dB (A)	113 dB(A)
Product weight	13.40 kg	10.5 kg	n.a.
Art Nr.	288422002/17	288421002/14	288420002/14
Price excl. VAT / Price incl. VAT			



	SBC 645 KF	SBC 645 KD	SBC 645 K
Displacement	45.40 cm ³	45.40 cm ³	45.40 cm ³
Engine net power / RPM	1.40 kW @ 10500 RPM	1.40 kW @ 10300 RPM	1.40 kW @ 10300 RPM
Fuel tank capacity	0.90 L	0.90 L	0.90 L
Idling speed	2800 RPM	3000 RPM	2800 RPM
Cutting width	43 cm	43 cm	43 cm
Nylon head type	Tap & Go dual line (Pro)	Tap & Go dual line (Pro)	Tap & Go dual line (Pro)
Nylon diameter	2.44 mm	2.40 mm	2.40 mm
Blade type	3 T	3T ARC	3T ARC
Handle type	Loop	Bike	Loop
Shaft type	Straight	Straight - Forest type	Straight
Harness	Single	Double	Double
Vibrations level (front/rear handle)	2.90/ 2.20 m/s ²	3.54/ 3.70 m/s ²	3.66/ 3.58 m/s ²
Guaranteed sound power level (LwA)	113 dB (A)	113 dB (A)	113dB (A)
Product weight	12.60 kg	9.9 kg	8.4 kg
Art Nr.	288322002/17	288321002/14	288320002/14
Price excl. VAT / Price incl. VAT			




	SBC 643 KD	SBC 635 KD	SBC 635 K
Displacement	45.40 cm ³	34.40 cm ³	34.40 cm ³
Engine net power / RPM	1.40 kW @ 10300 RPM	1.03 kW @ 9900 RPM	1.03 kW @ 9900 RPM
Fuel tank capacity	0.70 L	0.70 L	0.70 L
Idling speed	2800 RPM	2800 RPM	2800 RPM
Cutting width	43 cm	43 cm	43 cm
Nylon head type	Tap & Go dual line (Pro)	Tap & Go dual line (Pro)	Tap & Go dual line (Pro)
Nylon diameter	2.4 mm	2.4 mm	2.4 mm
Blade type	3 T	3 T	3 T
Handle type	Bike	Bike	Loop
Shaft type	Straight	Straight	Straight
Harness	Double	Double	Single
Vibrations level (front/rear handle)	3.22/ 3.48 m/s ²	2.95/ 3.33 m/s ²	3.73/ 3.96 m/s ²
Guaranteed sound power level (LwA)	113 dB (A)	113 dB (A)	113 dB (A)
Product weight	9.10 kg	8 kg	7.80 kg
Art Nr.	288321012/14	288221002/14	288220002/14
Price excl. VAT / Price incl. VAT			




	SBC 627 KD	SBC 627 K
		
Displacement	26.30 cm³	26.30 cm³
Engine net power / RPM	0.77 kW @ 11000 RPM	0.77 kW @ 11000 RPM
Fuel tank capacity	0.5 L	0.5 L
Idling speed	2800 RPM	2800 RPM
Cutting width	43 cm	43 cm
Nylon head type	Tap & Go dual line (Pro)	Tap & Go dual line (Pro)
Nylon diameter	2.4 mm	2.4 mm
Blade type	3 T	3 T
Handle type	Bike	Loop
Shaft type	Straight	Straight
Harness	Single	Single
Vibrations level (front/rear handle)	2.54/ 3.12 m/s²	3.14/ 3.09 m/s²
Guaranteed sound power level (LwA)	105 dB (A)	105 dB (A)
Product weight	7.60 kg	7.22 kg
Art Nr.	288121002/14	288120002/14
Price excl. VAT / Price incl. VAT		





	SB 1000 J	SGT 1000 J
Motor type	With brushes	With brushes
Motor power	1000 W	1000 W
Cutting width	37 cm	37 cm
Nylon head type	Tap & Go dual line	Tap & Go dual line
Nylon diameter	2 mm	1.5 mm
Blade type	-	3 T
Handle type	Loop	Loop
Shaft type	Straight split	Curved Split
Shaft tube diameter	25 mm	25 mm
Harness	Single	Single
Guaranteed sound power level (LwA)	96 dB (A)	96 dB (A)
Product weight	5.62 kg	5.31 kg
Art Nr.	291851102/14	291850102/14
Price excl. VAT / Price incl. VAT		



	SGT 600	SGT 350
Motor type	With brushes	With brushes
Motor power	600 W	350 W
Cutting width	30 cm	24 cm
Nylon head type	Tap & Go dual line	Tap & Go dual line
Nylon diameter	1.50 mm	1.4 mm
Blade type	-	-
Handle type	Loop	Loop
Shaft type	Telescopic	Full plastic
Shaft tube diameter	28 mm	-
Harness	No	No
Guaranteed sound power level (LwA)	96 dB (A)	96 dB (A)
Product weight	2.80 kg	2 kg
Art Nr.	252060002/14	252035002/14
Price excl. VAT / Price incl. VAT		

Grass Trimmers & Brush Cutters Accessories

Trimmer heads



Pos.	Code	EAN	Description	Specifications	Fits for
1	1911-9125-01	7313329190974	Spool w. line	-	SGT 350
2	1911-9126-01	7313329190981	Spool w. line	-	SGT 600
3	1911-9197-01	7313329191728	Trimmer head	M8-female, RH-thread	SGT 226 J
4	1911-9226-01	8008989904281	Trimmer head - Bump N'Work Ø 109	8 x 1,25 LH Male	SBC 226 J, 226 JD; SMT 226
5	1911-9227-01	8008989904298	Trimmer head - Bump N'Work Ø 130	8 x 1,25 LH Male	SBC 232, SBC 242, SBC 252 (mono - duplex, flex), 627, 635, 643, 645, 653 (mono - duplex - flex)
6	1911-9228-01	8008989904304	Tap&Go - Easy Work Ø 109 25-33 cc	Adaptor: 10 x 1,25 LH Female	SB 28 - SB 28J - SB 28JD - SB33- SB 33D - SBK 27 - SBK 27D - SBK 35 - SBK 35D - SBC 627K - SBC 627KD - SBC 635K - SBC 635KD - SB 425H - SB 425HD - SBC 425H - SBC 425HD - SBC 435H- SBC 435HD
				Adaptor: 8 x 1,25 LH Male	SB 29 -SB 29S - SB 29D - SB 29DS - SB 35 - SB 35S - SB 35D - SB 35DS - SB 435H - SB 435HD
7	1911-9229-01	8008989904311	Tap&Go - Easy Work Ø 130 >33cc	Adaptor: 10 x 1,25 LH Female	SB 44 - SB 44D - SBK 45 - SBK 45D - SBK 45F- SBK 53 - SBK 53D - SBK 53F - SBC 645KF
				Adaptor: 8 x 1,25 LH Male	SB 43 - SB 43S - SB 43D - SB 43DS - SB 43FS - SB 51S - SB 51DS - SB 51FS
8	1911-9230-01	8008989904793	Trimmer head - Bump N'Work Ø 109	8 x 1,25 LH Male	-
9	1911-9231-01	8008989904809	Trimmer head - Bump N'Work Ø 130	8 x 1,25 LH Male	-

Trimmer lines

ROUND TIGER SECTION



Blister
Dimensions:
12,5 x 2 cm
Gross weight:
0,200 Kg



Dispenser
Dimensions:
20 x 4 cm
Gross weight:
0,450 Kg



Reel
Dimensions:
20 x 17 cm
Gross weight:
1,4 Kg

Code	EAN	Section	Diameter mm	Length mm	Type of pack
1911-9232-01	8008984811065	Round - Tiger	2,4	15	Small donut
1911-9233-01	8008984811072	Round - Tiger	2,7	15	Small donut
1911-9234-01	8008984811089	Round - Tiger	3,0	15	Small donut
1911-9235-01	8008984811096	Round - Tiger	2,4	88	Medium donut
1911-9236-01	8008984811102	Round - Tiger	2,7	70	Medium donut
1911-9237-01	8008984811119	Round - Tiger	3,0	56	Medium donut
1911-9238-01	8008984811126	Round - Tiger	2,4	437	Spool 3LB
1911-9239-01	8008984811133	Round - Tiger	3,0	279	Spool 3LB

UNDULATED SECTION



Blister
Dimensions:
12,5 x 2 cm
Gross weight:
0,200 Kg



Dispenser
Dimensions:
20 x 4 cm
Gross weight:
0,450 Kg

Code	EAN	Section	Diameter mm	Length mm	Type of pack
1911-9240-01	8008984811140	Undulated - SP66	1,6	15	Small donut
1911-9241-01	8008984811256	Undulated - SP66	2,0	15	Small donut
1911-9242-01	8008984811263	Undulated - SP66	2,4	15	Small donut
1911-9243-01	8008984811270	Undulated - SP66	2,7	15	Small donut
1911-9244-01	8008984811287	Undulated - SP66	3	15	Small donut
1911-9245-01	8008984811171	Undulated - SP66	1,6	196	Medium donut
1911-9246-01	8008984811188	Undulated - SP66	2,0	126	Medium donut
1911-9247-01	8008984811195	Undulated - SP66	2,4	87	Medium donut
1911-9248-01	8008984811201	Undulated - SP66	2,7	72	Medium donut
1911-9249-01	8008984811218	Undulated - SP66	3	56	Medium donut

Blades



Packaging
Dimensions: 27,8 x 27,8 x 0,5 cm
Gross weight: 0,700 Kg approx.



1



2



3

Pos.	Code	EAN	Description	Specifications	Fits for
1	1911-9198-01	7313329191735	Blade (3T)	Ø = 255 hole = 25,4 1,4mm	SBC 226 J, SBC 232, SBC 242, SBC 252 (mono - duplex), SB 232 - 242 - 252
1	1911-9146-01	7313329191223	Blade (3T)	Ø = 255 hole = 25,4 1,6mm	SBC: 643KD, 645K (flex)
2	1911-9148-01	7313329191247	Blade (3 Arc)	Ø = 255 hole = 25,4 3mm	SBC: 627K, 635K, 643KD, 425H, 435H (mono - duplex)
3	1911-9147-01	7313329191230	Blade (4T)	Ø = 255 hole = 25,4 1,4mm	SBC: 627K, 635K, 643KD, 645KF, 425H, 435H (mono - duplex)

Guards



Code	EAN	Description
1911-9140-02	73133291912872	Saw Blade Guard

Straps



Code	Description
123046002/0	Shoulder Strap



Chainsaws

STIGA chainsaws are designed to help you cut wood, whether you are carrying out intensive maintenance work, cutting up logs or pruning trees at home, offering you the security of a well-balanced product with a good power-to-weight ratio.



BATTERY CHAINSAWS

The STIGA range of battery-powered chainsaws includes lightweight and precise tools designed for domestic pruning and logging work. These well-balanced, safe tools combine power with the benefits of batteries: complete freedom of movement, zero emissions, reduced noise, vibrations and maintenance.



ELECTRIC CHAINSAWS

STIGA electric chainsaws are lightweight, manageable tools that are perfect for domestic tasks like cutting wood and roots. These compact, quiet tools mean you can work, without worrying about mixing fuel and ongoing maintenance.



PETROL CHAINSAWS

For more intense tasks, like cutting logs or branches, robust, efficient tools are called for: STIGA petrol chainsaws are equipped with powerful motors and solid blades that help you get the job done, whether that's in the woods or in your garden at home.





	SP 526 (20")	SP 526 (18")	SP 526 (15")
Displacement	52 cm ³	52 cm ³	52 cm ³
Engine net power / RPM	2.3 kW @12500 RPM	2.3 kW @12500 RPM	2.3 kW @12500 RPM
Fuel tank capacity	0.47 L	0.47 L	0.47 L
Idling speed	3100 RPM	3100 RPM	3100 RPM
Bar length (inch)	50 cm (20")	45 cm (18")	38 cm (15")
Chain type	.325" .058" (21BPX078X)	.325" .058" (21BPX072X)	".325" .058" (21BPX064X)
Chain speed	23.10 m/s	23.10 m/s	23.10 m/s
Chain brake	Manual	Manual and inertial	Manual and inertial
Chain oil pump	Automatic adjustable	Automatic adjustable	Automatic adjustable
Chain tensioning system	Side screw tensioning	Side screw tensioning	Side screw tensioning
Vibrations level (front/rear handle)	6.04/ 6.49 m/s ²	6.04/ 6.49 m/s ²	6.04/ 6.49 m/s ²
Guaranteed sound power level (LwA)	114 dB (A)	114 dB (A)	114 dB (A)
Product weight	6.40 kg	6.40 kg	6.40 kg
Art Nr.	240522002/S17	240521802/S17	202510002/14
Price excl. VAT / Price incl. VAT			




	SP 466 (18")	SP 466 (16")	SP 466 (15")
Displacement	46.5 cm ³	46.5 cm ³	46.5 cm ³
Engine net power / RPM	2 kW @12500 RPM	2 kW @ 12500 RPM	2 kW @ 12500 RPM
Fuel tank capacity	0.47 L	0.47 L	0.47 L
Idling speed	3100 RPM	3100 RPM	3100 RPM
Bar length (inch)	45 cm (18")	40 cm (16")	38 cm (15")
Chain type	.325" .058" (21BPX072X)	.325" .058" (21BPX066X)	.325" .058" (21BPX064X)
Chain speed	23.10 m/s	23.10 m/s	23.10 m/s
Chain brake	Manual and inertial	Manual and inertial	Manual and inertial
Chain oil pump	Automatic adjustable	Automatic adjustable	Automatic adjustable
Chain tensioning system	Side screw tensioning	Side screw tensioning	Side screw tensioning
Vibrations level (front/rear handle)	4.85/ 4.86 m/s ²	4.85/ 4.86 m/s ²	4.85/ 4.86 m/s ²
Guaranteed sound power level (LwA)	115 dB (A)	115 dB (A)	115 dB (A)
Product weight	6.30 kg	6.30 kg	6.30 kg
Art Nr.	240461802/S17	240461602/S17	240461502/S17
Price excl. VAT / Price incl. VAT			




	SP 426 (16")	SP 426 (15")
		
Displacement	42.40 cm ³	42.40 cm ³
Engine net power / RPM	1.9 kW @ 12000 RPM	1.9 kW @ 12000 RPM
Fuel tank capacity	0.51 L	0.51 L
Idling speed	3100 RPM	3100 RPM
Bar length (inch)	40 cm (16")	38 cm (15")
Chain type	.325" .050" (95TXL066X)	.325" .050" (95TXL064X)
Chain speed	23.10 m/s	23.10 m/s
Chain brake	Manual and inertial	Manual and inertial
Chain oil pump	Automatic adjustable	Automatic adjustable
Chain tensioning system	Side screw tensioning	Side screw tensioning
Vibrations level (front/rear handle)	5.93/ m/s ²	5.93/ m/s ²
Guaranteed sound power level (LwA)	114 dB (A)	114 dB (A)
Product weight	5.8 kg	5.8 kg
Art Nr.	240421602/S17	240421502/S17
Price excl. VAT / Price incl. VAT		



	SP 386 (16")	SP 386 (14")
		
Displacement	38.5 cm ³	38.5 cm ³
Engine net power / RPM	1.6 kW @ 12000 RPM	1.6 kW @ 12000 RPM
Fuel tank capacity	0.51 L	0.51 L
Idling speed	3100 RPM	3100 RPM
Bar length (inch)	40 cm (16")	35 cm (14")
Chain type	3/8" .050" (91PX057X)	3/8" .050" (91PX053X)
Chain speed	22.8 m/s	22.8 m/s
Chain brake	Manual and inertial	Manual and inertial
Chain oil pump	Automatic adjustable	Automatic adjustable
Chain tensioning system	Side screw tensioning	Side screw tensioning
Vibrations level (front/rear handle)	5.72/ 4.37 m/s ²	5.72/ 4.37 m/s ²
Guaranteed sound power level (LwA)	115 dB (A)	115 dB (A)
Product weight	5.5 kg	5.5 kg
Art Nr.	240381602/S17	240381402/S17
Price excl. VAT / Price incl. VAT		



	SP 316 C (12'')	SP 316 (12'')
Displacement	30.10 cm ³	30.10 cm ³
Engine net power / RPM	0.85 kW @ 12400 RPM	0.85 kW @ 12400 RPM
Fuel tank capacity	0.22 L	0.22 L
Idling speed	3100 RPM	3100 RPM
Bar length (inch)	30 cm (12'') Curving	30 cm (12'')
Chain type	1/4" .050" (E1-25AP064T)	3/8" .050" (91PX045X)
Chain speed	20.32 m/s	22.86 m/s
Chain brake	Manual and inertial	Manual and inertial
Chain oil pump	Automatic	Automatic
Chain tensioning system	Side screw tensioning	Side screw tensioning
Vibrations level (front/rear handle)	4.1/ 4.1 m/s ²	4.1/ 4.1 m/s ²
Guaranteed sound power level (LwA)	110 dB (A)	110 dB (A)
Product weight	3.85 kg	3.93 kg
Art Nr.	240311212/ST1	240311202/ST1
Price excl. VAT / Price incl. VAT		




	SPR 276 C (10'')	SPR 276 (10'')
Displacement	26.90 cm ³	26.90 cm ³
Engine net power / RPM	0.7 kW @ 12400 RPM	0.7 kW @ 12400 RPM
Fuel tank capacity	0.22 L	0.22 L
Idling speed	3100 RPM	3100 RPM
Bar length (inch)	25 cm (10'') Curving	25 cm (10'')
Chain type	1/4" .050" (E1-25AP060T)	3/8" .050" (91PX040X)
Chain speed	20.32 m/s	22.86 m/s
Chain brake	Manual and inertial	Manual and inertial
Chain oil pump	Automatic	Automatic
Chain tensioning system	Side screw tensioning	Side screw tensioning
Vibrations level (front/rear handle)	3.9/ 3.8 m/s ²	6.03/ 7.76 m/s ²
Guaranteed sound power level (LwA)	110 dB (A)	112 dB (A)
Product weight	3.72 kg	3.75 kg
Art Nr.	240271012/ST1	240271002/ST1
Price excl. VAT / Price incl. VAT		




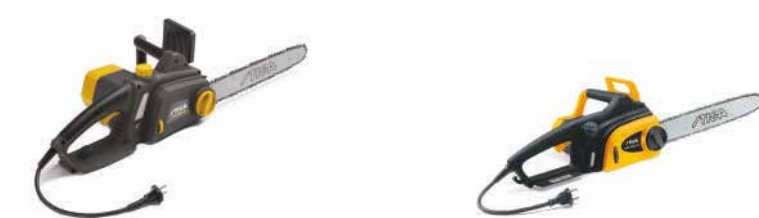
	SP 405 Q (16'')	SP 405 (16'')	SP 375 Q (14'')
			
Displacement	40.1 cm ³	10.1 cm ³	37.2 cm ³
Engine net power / RPM	1.50 kW @11000 RPM	1.50 kW @11000 RPM	1.20 kW @11000 RPM
Fuel tank capacity	0.4 L	0.4 L	0.4 L
Idling speed	3100 RPM	3100 RPM	3100 RPM
Bar length (inch)	40 cm (16'')	40 cm (16'')	35 cm (14'')
Chain type	.325" .050" (95VPX-66X)	.325" .050" (95VPX-66X)	3/8" .050" (91PX-53X)
Chain speed	21 m/s	21 m/s	21 m/s
Chain brake	Manual and inertial	Manual and inertial	Manual and inertial
Chain oil pump	Automatic	Automatic	Automatic
Chain tensioning system	Quick side tensioning	Side screw tensioning	Quick side tensioning
Vibrations level (front/rear handle)	6.03/07.76 m/s ²	6.03/07.76 m/s ²	7.1/ 5.7 m/s ²
Guaranteed sound power level (LwA)	112 dB (A)	112 dB (A)	112 dB (A)
Product weight	5.4 kg	5.4 kg	5.3 kg
Art Nr.	204016102/11	204016002/11	203714102/11
Price excl. VAT / Price incl. VAT			



	SP 375 (14'')	SPR 255 C (10'')	SPR 255 (10'')
			
Displacement	37.2 cm ³	25.4 cm ³	25.4 cm ³
Engine net power / RPM	1.20 kW @11000 RPM	0.9 kW @11000 RPM	0.9 kW @11000 RPM
Fuel tank capacity	0.4 L	0.2 L	0.2 L
Idling speed	3100 RPM	3300 RPM	3300 RPM
Bar length (inch)	35 cm (14'')	25 cm (10'')	25 cm (10'')
Chain type	3/8" .050" (91PX-53X)	1/4 .050" (25AP060T)	3.8 .050" (91PX-40X)
Chain speed	21 m/s	18 m/s	21 m/s
Chain brake	Manual and inertial	Manual and inertial	Manual and inertial
Chain oil pump	Automatic	Automatic	Automatic
Chain tensioning system	Side screw tensioning	Side screw tensioning	Side screw tensioning
Vibrations level (front/rear handle)	5.6/ 7.9 m/s ²	5.6/ 7.9 m/s ²	5.6/ 7.9 m/s ²
Guaranteed sound power level (LwA)	112 dB (A)	110 dB (A)	110 dB (A)
Product weight	5.3 kg	3.6 kg	3.6 kg
Art Nr.	203714002/11	202510102/14	202510002/14
Price excl. VAT / Price incl. VAT			



	SEV 2416 Q (16")	SE 2216 Q (16")	SE 2016 Q (16")
Motor type	With brushes	With brushes	With brushes
Motor power	2400 W	2200 W	2000 W
Bar length (inch)	40 cm (16")	40 cm (16")	40 cm (16")
Chain type	3/8" .050" (91P0057X)	3/8" .050" (91PX057X)	3/8" .050" (91PX057X)
Chain speed	13.5 m/s	14 m/s	14 m/s
Chain brake	Manual and inertial	Manual and inertial	Manual and inertial
Chain oil pump	Automatic	Automatic	Automatic
Chain tensioning system	Quick side tensioning	Quick side tensioning	Quick side tensioning
Vibrations level (front/rear handle)	3.38/ 3.28 m/s ²	5.28/ 4.44 m/s ²	4.91/ 3.70 m/s ²
Guaranteed sound power level (LwA)	107 dB (A)	107 dB (A)	107 dB (A)
Product weight	6.40 kg	4.67 kg	4.43 kg
Art Nr.	292816182/14	292716162/14	292716142/14
Price excl. VAT / Price incl. VAT			



	SE 1814 Q (14")	SE 180 Q (14")
Motor type	With brushes	With brushes
Motor power	1800 W	1800 W
Bar length (inch)	35 cm (14")	35 cm (14")
Chain type	3/8" .050" (91P0052X)	3/8" .050" (91PJ052X)
Chain speed	14 m/s	13.5 m/s
Chain brake	Manual and inertial	Manual and inertial
Chain oil pump	Automatic	Automatic
Chain tensioning system	Quick side tensioning	Quick side tensioning
Vibrations level (front/rear handle)	4.14/ 4.68 m/s ²	3.56/ 3.64 m/s ²
Guaranteed sound power level (LwA)	107 dB (A)	109 dB (A)
Product weight	4.30 kg	5.7 kg
Art Nr.	292714122/14	292614102/11
Price excl. VAT / Price incl. VAT		

Chainsaws Accessories

Chain Loop



Packaging

Dimensions: 8x16,5x2,5 cm
Gross weight: 0,500 kg approx.

Code	EAN	Length	Pitch	Width	Type
1519-9132-02	7313329152149	60E	1/4"	0.050" (1.3 mm)	25AP
1519-9168-02	7313329151838	64E	1/4"	0.050" (1.3 mm)	25AP
1519-9160-02	7313329151845	33E	3/8"	0.050" (1.3 mm)	91PX
1519-9110-02	7313329151852	40E	3/8"	0.050" (1.3 mm)	91PX
1519-9112-02	7313329151869	45E	3/8"	0.050" (1.3 mm)	91PX
1519-9115-02	7313329151876	50E	3/8"	0.050" (1.3 mm)	91PX
1519-9116-02	7313329151883	52E	3/8"	0.050" (1.3 mm)	91PX
1519-9117-02	7313329151890	53E	3/8"	0.050" (1.3 mm)	91PX
1519-9120-02	7313329151906	56E	3/8"	0.050" (1.3 mm)	91PX
1519-9121-02	7313329151913	57E	3/8"	0.050" (1.3 mm)	91PX
1519-9123-02	7313329151920	64E	0.325"	0.050" (1.3 mm)	95VP
1519-9124-02	7313329151937	66E	0.325"	0.050" (1.3 mm)	95VP
1519-9127-02	7313329151944	64E	0.325"	0.058" (1.5 mm)	21BP
1519-9170-01	7313329151951	66E	0.325"	0.058" (1.5 mm)	21BP
1519-9133-02	7313329151968	72E	0.325"	0.058" (1.5 mm)	21BP
1519-9131-02	7313329151975	78E	0.325"	0.058" (1.5 mm)	21BP
1519-9171-01	7313329151982	68E	3/8"	0.058" (1.5 mm)	73 LP
1519-9172-01	7313329151999	72E	3/8"	0.058" (1.5 mm)	73 LP

Chain Reel



Packaging

Dimensions: 25x20x20 cm
Gross weight: 6,125 kg approx.

Code	EAN	Description	Oregon equivalent	Pitch	Gauge
1519-9173-01	7313329152002	E1MC-BL-100R	25AP-100R	1/4"	.050" 1.3mm
1519-9174-01	7313329152019	N1C-100R	91VXL-100R	3/8 "	.050" 1.3mm
1519-9175-01	7313329152026	K2C-BL-100R	21BPX-100R	.325"	.058" 1.5mm
1519-9176-01	7313329152033	K2L-BL-100R	21LPX-100R	.325"	.050" 1.3mm
1519-9177-01	7313329152040	A2EP-BL-100R	73DPX-100R	3/8 "	.058" 1.5mm
1519-9178-01	7313329152057	A2LM-BL-100R	73LPX-100R	3/8 "	.058" 1.5mm

Joint Kit


Packaging

Dimensions: 25x20x20 cm

Gross weight: 6,125 kg approx.



Code	EAN	Description	Pieces
1519-9179-01	7313329152064	Joint Kit 25	25
1519-9180-01	7313329152071	Joint Kit 25 with Rivets	25
1519-9181-01	7313329152088	Joint Kit 91	25
1519-9182-01	7313329152095	Joint Kit 91 with Rivets	25
1519-9183-01	7313329152101	Joint Kit 21	25
1519-9184-01	7313329152118	Joint Kit 21 with Rivets	25
1519-9185-01	7313329152125	Joint Kit 73	25
1519-9186-01	7313329152132	Joint Kit 73 with Rivets	25

Files & Filing Kit

Files and file kit keep maintaining and simplify the chain sharpened. The kit consists of a handle, a guide for correct angling and a round and a flat file.


1 - 2 - 3
Packaging

Dimensions: 8 x 16,5 x 2,5 cm

Gross weight: 0,500 kg approx.


4 - 5 - 6
Packaging

Dimensions: 8 x 16,5 x 2,5 cm

Gross weight: 0,500 kg approx.

Pos.	Code	EAN	Description	File diameter	Section	Pack of
1	1519-9102-01	7313329151548	Files	5/32" (4,0 mm)	●	3
2	1519-9103-01	7313329151555	Files	3/16" (4,8 mm)	●	3
3	1519-9104-01	7313329151562	Files	7/32" (5,5 mm)	●	3
4	1519-9105-01	7313329151579	Filing kit	5/32" (4,0 mm)	●	-
5	1519-9106-01	7313329151586	Filing kit	3/16" (4,8 mm)	●	-
6	1519-9107-01	7313329151593	Filing kit	7/32" (5,5 mm)	●	-

Chipper & Shredder

STIGA shredders are useful, environmentally friendly tools that are designed to reduce the volume of waste material produced, whether you decide to dispose of it, compost it or use it as a mulch in your borders or on your vegetable patch during the winter.



	BIO SILENT 2500	BIO MASTER 2200
Motor type	Brushless	With brushes
Maximum motor speed	2850 RPM	3650 RPM
Motor power	2500 Watt	2200 Watt
Maximum branch diameter	40 mm	40 mm
Cutting method	Rotating roller with 8 teeth	Double reversive kneives
Reverse function	Yes	No
Collector capacity	60 L	50 L
Included tools kit	Feeder	Feeder
Guaranteed sound power level (LwA)	97 dB(A)	102 dB(A)
Product weight	27.4 Kg	11.3 Kg
Art Nr.	290001252/14	290000222/ST1

Price excl. VAT / Price incl. VAT

Scarifiers

The starting point for a revived, healthy-looking lawn is good ground underneath: you need to drill grooves in the earth to get oxygen and water down into the grass roots below. Lawn scarifiers can do this efficiently, creating the ideal conditions for a healthy lawn.



ELECTRIC LAWN SCARIFIERS


STIGA battery-powered lawn scarifiers are the perfect product for preparing small areas of ground. They break up and mix up clods of earth before seeds are sown, with all the practicality and benefits of battery power: no power cables or petrol, they are lightweight and quiet.




PETROL LAWN SCARIFIERS

The starting point for a healthy-looking lawn is good ground underneath: you need aerate the earth to get oxygen and water down into the grass roots below. STIGA petrol-powered lawn scarifiers do this efficiently, even on large, challenging lawns.



	SVP 40 B
Engine Brand/Model	B&S 550 Series
Displacement	127 cm ³
Engine net power	2.18 Kw
Motor type	-
Motor power	-
Fuel tank capacity	1.80 L
Engine Oil tank capacity	0.60 L
Working method	32 floating knives
Working width	40 cm
Working depth	1.50 cm
Double function	No
Number of springs	-
Collector capacity	50 L
Wheels size	180 mm
Guaranteed sound power level (LwA)	96 dB(A)
Product weight	37 Kg
Art Nr.	211400122/ST1
Price excl. VAT / Price incl. VAT	

	SV 415 E	SV 213 E
Engine Brand/Model	-	-
Displacement	-	-
Engine net power	-	-
Motor type	With brushes	With brushes
Motor power	1500 W	1300 W
Fuel tank capacity	-	-
Engine Oil tank capacity	-	-
Working method	20 blades or 44 springs	16 blades or 36 springs
Working width	38 cm	32 cm
Working depth	1.30 cm	0.60 cm
Double function	Yes	Yes
Number of springs	44	36
Collector capacity	50 L	40 L
Wheels size	160 L	200 L
Guaranteed sound power level (LwA)	94 dB(A)	94 dB(A)
Product weight	14,50 Kg	9,8 Kg
Art Nr.	290002152/14	290002132/14
Price excl. VAT / Price incl. VAT		

Tillers & Schyte

Rotary Garden Tillers

STIGA rotary tillers are the perfect product for preparing ground. They break up and mix up clods of earth before seeds are sown and, thanks to the large number of accessories available, they can also be converted into versatile ploughing systems.


Multifunctional & Cultivators

The intensive tasks of clearing ground, breaking up soil and preparing seed beds can now be quick and easy, thanks to STIGA garden tillers and cultivators – a range of powerful, reliable, versatile products. The large number of accessories available mean these are versatile tools with a range of uses.

Schythe

The SILEX petrol scythe is the right tool for mowing long and rough grass to be left on the ground, thanks to its 87 cm long blade.



	SRC 795 RB	SRC 775 RB	SRC 775 RG
			
Displacement	206 cm ³	163 cm ³	182 cm ³
Engine net power / RPM	4.15 kW @3200 RPM	3.30 kW @3300 RPM	3.10 kW @3300 RPM
Fuel tank capacity	3.1 L	3.1 L	3 L
Working width	95 cm	75 cm	75 cm
Working depth	26 cm	26 cm	26 cm
Rotors number	8	6	6
Rotors diameter	320 mm	320 mm	320 mm
Tree saver discs	Yes	Yes	Yes
Adjustable handlebar	Vertical and horizontal	Vertical and horizontal	Vertical and horizontal
Transmission type	Chain and gears in oil bath + belt	Chain and gears in oil bath + belt	Chain and gears in oil bath + belt
Transport wheels	1 front wheel	1 front wheel	1 front wheel
Guaranteed sound power level (LwA)	96 dB (A)	96 dB (A)	96 dB (A)
Product weight	58 kg	53 kg	53 kg
Art Nr.	212951122/14	212751122/14	212751142/14
Price excl. VAT / Price incl. VAT			



	SRC 550 RB	SRC 685 RG	SRC 36 V
			
Displacement	125 cm ³	182 cm ³	123 cm ³
Engine net power / RPM	1.66 kW @3100 RPM	3.50 kW @3300 RPM	1.90 kW @3200 RPM
Fuel tank capacity	0.8 L	3 L	0.75 L
Working width	50 cm	85 cm	36 cm
Working depth	20 cm	15 cm	20 cm
Rotors number	4	6	4
Rotors diameter	260 mm	245 mm	245 mm
Tree saver discs	Yes	Yes	No
Adjustable handlebar	Vertical and horizontal	Yes	Yes
Transmission type	Worm and gear in oil bath +belt	Chain and gears in oil bath + belt	Worm and gear in oil bath +belt
Transport wheels	2 rear wheels	1 front wheel	1 front wheel
Guaranteed sound power level (LwA)	93 dB (A)	95 dB (A)	93 dB (A)
Product weight	42 kg	62.5 kg	27 kg
Art Nr.	212501022/14	213851142/ST1	211360042/ST1
Price excl. VAT / Price incl. VAT			

Tiller attachments

Product name	Art. nr.	SRC 550 RG	SRC 750 G	SRC 775 RG	SRC 775 RB	SRC 795 RB	SRC 685 RG
Ridging plough	219000040/14		•		•	•	
Ridging plough	219000050/08	•					
Half side plough	219000120/15						•
Ridging plough	219000130/15						•
Kit adjustable spur	219000170/14		•	•	•	•	
Wide tines kit	219000190/14		•				
Tyres	219000070/08		•	•	•		
Tyres kit 16"	219000080/15						•



Ridging plough



Tyres kit


Kit adjustable spur
for SRC 750, 775, 795

Wide tines kit 75 cm with rot.
and prot. case for SRC 750



	SILEX 103 B	SILEX 95 H	SILEX 95 B
			
Engine Brand/Model	Briggs and Stratton Vanguard 6.5HP	Honda GCV 160	Briggs and Stratton 675 EXi series Ready Start
Displacement	205 cm ³	160 cm ³	163 cm ³
Engine net power / RPM	4.85 kW @3200 RPM	2.80 Kw @3100 RPM	2.74 kW @3200 RPM
Fuel tank capacity	3.8 L	0.9 L	1 L
Working width	60 cm	-	-
Working depth	22 cm	-	-
Rotors number	6	-	-
Rotors diameter	320 mm	-	-
Tree saver discs	No	-	-
Adjustable handlebar	Yes	Yes	Yes
Transmission type	Chain and gears in oil bath + belt	Worm and gear in oil bath + belt	Worm and gear in oil bath + belt
Transport wheels	15 x 5.00-6 (pneumatic)	13 x 5.00-6 (pneumatic)	13 x 5.00-6 (pneumatic)
Product weight	70 kg	52 kg	52 kg
Art Nr.	210310022/10	219510032/10	219510022/10
Price excl. VAT / Price incl. VAT			



Implements for Silex 103 and 105



290950040/10
Front brush 80 cm with collector for Silex 95



290950010/10
Grassland mower 53 cm for Silex 95



290950050/10
Snow blade 85 cm for Silex 95



290950060/10
Ridging plough for Silex 95



290950070/10
Front brush 105 cm for Silex 95



290950030/10
Double blade cutting bar 87 cm for Silex 95




290950020/10
Rear mounted rotavator 50 cm for Silex 95



290030020/10
Ridging plough for Silex 105



290030010/10
Rear mounted rotavator 32 cm with iron wheels for Silex 105

	SILEX 87 B
	
Power source	Petrol 4-stroke
Engine Brand/Model	Briggs & Stratton
Displacement	150 cm ³
Engine net power / RPM	3.8 kW @ 2900 RPM
Fuel tank capacity	1 L
Cutting bar width	87 cm
Cutting height range	20 - 50 mm
Teeth distance	255 mm
Transmission type	Worm and gear in oil bath + belt
Adjustable handlebar	Height
Wheel type	13 x 5.00 - 6 (pneumatic)
Guaranteed sound power level (LwA)	94 dB (A)
Product weight	51 Kg
Art Nr.	210870022/09
Price excl. VAT / Price incl. VAT	

Cleaning Range

Blowers, High Pressure
Cleaners & Sweepers



Domestic cleaning tools for soft and hard outdoor surfaces

STIGA introduces high pressure washers and push-sweepers alongside our already successful blowers and petrol sweepers.

Eliminate mould, grime, dust, mud and dirt.


Being a STIGA cleaning tool



BLOWERS



**HIGH PRESSURE
CLEANERS**



SWEEPERS

A well-ordered, healthy garden also requires the removal of dry leaves – an essential task for reducing the formation of mosses and fungi and keeping your lawn in a healthy balance. STIGA leaf blowers/ vacuums make this task easier, giving you the power you need to get the job done quickly.

When sweeping and collecting just doesn't get the job done, eliminate mould, grime, dust and mud with one of our pressure washers. From cleaning garden tools, cars and footpaths to outdoor toys, decking and even boats and caravans.

STIGA outdoor sweepers are the perfect product for cleaning snow, build-ups of leaves, dirt and lawn clippings from driveways and footpaths. Whether you need a manual or motorized product, you will find the right one to clean your surface.



Blowers

A well-ordered, healthy garden also requires the removal of dry leaves – an essential task for reducing the formation of mosses and fungi and keeping your lawn in a healthy balance. STIGA leaf blowers/vacuums make this task easier, giving you the power you need to get the job done quickly.



BATTERY BLOWERS

STIGA battery-powered leaf blowers/vacuums are designed for cleaning domestic driveways and gardens. These lightweight, manageable tools are quiet environmentally friendly and require limited maintenance, meaning you can get the job done quickly without needing to worry about cables or refilling the petrol tank.



ELECTRIC BLOWERS

STIGA electric leaf blowers/vacuums are lightweight, quiet and designed to clean your garden perfectly, thanks to the double function you can choose to blow away or collect leaves and debris from the ground.




PETROL BLOWERS


The STIGA range of petrol-powered leaf blowers/vacuums includes models designed for cleaning domestic lawns, along with products intended for larger, more challenging areas. Their powerful motors and ergonomic designs will help you get the job done quickly.





	SBP 375	SBL 327 V	SBL 327
Displacement	75.6 cm ³	27.6 cm ³	27.6 cm ³
Engine net power	3.1 kW	0.8 kW	0.8 kW
Fuel tank capacity	2.1 L	0.45 L	0.45 L
Average air volume	25 m ³ /min	10.2 m ³ /min	10.2 m ³ /min
Maximum air speed	100 m/s	72 m/s	72 m/s
Vacuum function	No	Yes	No
Vacuum bag capacity	-	55 L	-
Vibration level	2.0 m/s ²	2.0 m/s ²	2.0 m/s ²
Guaranteed sound power level (LwA)	112 dB (A)	109 dB (A)	109 dB (A)
Product weight	11.6 kg	4.8 kg	4.8 kg
Art Nr.	255175102/S17	255127002/15	255127092/ST1
Price excl. VAT / Price incl. VAT			















	SBL 2600
Motor power	2600 W
Displacement	-
Engine net power	-
Fuel tank capacity	-
Average air volume	7 m ³ /min
Maximum air speed	92 m/s
Vacuum function	Yes
Vacuum bag capacity	45 L
Vibration level	1.7 m/s ²
Guaranteed sound power level (LwA)	98 dB (A)
Product weight	4.0 Kg
Art Nr.	255260002/14
Price excl. VAT / Price incl. VAT	

High Pressure Cleaners


STIGA pressure washers are designed to easily clean dirt, dust and mud off surfaces including gardening devices, terraces, courtyards and steps, bicycles, motorcycles, cars and driveways, thanks to the power of cold water.

Surfaces


	HPS 650 RG	HPS 550	HPS 345 R	HPS 235 R	HPS 110
	•	•	•	•	•
	•	•	•	•	•
	•	•	•	•	•
	•	•	•	•	•
	•	•	•	•	•
	•	•	•	•	•
	•	•	•	•	
	•	•	•		
	•	•	•		
	•	•			
	•	•			
	•				





	HPS 650 RG	HPS 550 R	HPS 345 R
Motor power/ Motor class	2800 Watt - Induction (220-240 V)	2500 Watt - Induction (220-240 V)	2100 Watt - Induction (220-240 V)
Max pressure	150 bar	150 bar	145 bar
Max rated flow	550 l/h	520 l/h	450 l/h
Max water inlet temperature	50 °C	50 °C	50 °C
Head pump material /Pistons material	Brass / Stainless steel	Brass / Stainless steel	Aluminium / Stainless steel
Handlebar type	Telescopic with over injection	Telescopic with over injection	Telescopic with over injection
Electric cable length	5 Meter	5 Meter	5 Meter
Gun type	Stiga T5 with Extra Comfort Handle	Stiga T5 with Extra Comfort Handle	Stiga T3 - Plastic with soft touch
High pressure hose length/material	12 m / Steel reinforced	10 m / Steel reinforced	8 m / Textile PU
Hose reel	Yes	Yes	Yes
Standard lance/ nozzle	Metal lances with adjustable and rotary nozzle	Metal lances with adjustable and rotary nozzle	Extension lance T3/ Adjustable and rotary nozzle
Detergent device	Built-in tank (1,0 l)	Built-in tank (1,0 l)	Foam sprayer (0,4 l)
Pressure adjustment	Yes	-	-
Accessory holder	Onboard storage	Onboard storage	Foldable front cover
Product weight	27 kg	24,4 kg	17,4 kg
Art Nr.	2C1502804/ST1	2C1502504/ST1	2C1452103/ST1
Price excl. VAT / Price incl. VAT			



	HPS 235 R	HPS 110
Motor power/ Motor class	1800 Watt-Universal (220-240 V)	1400 W - Universal (220-240 V)
Max pressure	135 bar	110 bar
Max rated flow	440 l/h	390 l/h
Max water inlet temperature	50 °C	50°C
Head pump material /Pistons material	Aluminium / Stainless steel	Aluminium / Stainless steel
Handlebar type	Telescopic with over injection	-
Electric cable length	5 Meter	5 Meter
Gun type	Stiga T3 - Plastic with soft touch	Stiga T1 - Plastic
High pressure hose length/material	6 m / Textile PU	5 m / Textile PVC with reduced Ø
Hose reel	Yes	-
Standard lance/ nozzle	Extension lance T3/ Adjustable and rotary nozzle	Extension lance T1/ Adjustable and rotary nozzle
Detergent device	Foam sprayer (0,4 l)	Foam sprayer (0,3l)
Pressure adjustment	-	-
Accessory holder	Foldable front cover	Onboard storage
Product weight	12,3 kg	5,2 kg
Art Nr.	2C1351801/ST1	2C1101401/ST1
Price excl. VAT / Price incl. VAT		

High Pressure Cleaners Accessories



Pos	Code	EAN	Description	HPS 110	HPS 235 R	HPS 345 R	HPS 550 R	HPS 650 RG
1	1500-9000-01	8008989903840	Trigger gun T1	S				
1	1500-9001-01	8008989903857	Trigger gun T3		S	S		
2	1500-9002-01	8008989903864	Trigger gun T5				S	S
3	1500-9003-01	8008989903871	Rotary jet nozzle T1-T3	S	S	S		
3	1500-9004-01	8008989903888	Adjustable jet nozzle T1	S				
3	1500-9030-01	8008989904328	Adjustable jet nozzle T3		S			
3	1500-9005-01	8008989903895	Adjustable jet nozzle T5		S	S		
4	1500-9006-01	8008989903901	Lance extension T1	S				
5	1500-9007-01	8008989903918	Lance extension T3		S	S		
6	1500-9008-01	8008989903925	Lance with rotary nozzle T5				S	S
7	1500-9009-01	8008989903932	Lance with jet nozzle T5				S	S
8	1500-9010-01	8008989903949	HP hose 8 m	S	S	S		
8	1500-9011-01	8008989903956	Reinforced HP hose 12 m				S	S
9	1500-9012-01	8008989903963	Foam lance bottle kit	S	S	S		
10	1500-9013-01	8008989903970	Mini Patio quick connection	O	O	O		
11	1500-9014-01	8008989903987	Patio Deluxe quick connection				O	O
12	1500-9015-01	8008989903994	Fixed brush	O	O	O	O	O
13	1500-9016-01	8008989904007	Rotary brush	O	O	O	O	O
14	1500-9017-01	8008989904014	Water suction kit	O	O	O	O	O
15	1500-9018-01	8008989904021	Pipe drain hose kit 10 m	O	O	O		
15	1500-9019-01	8008989904038	Pipe drain hose kit 16 m				O	O
16	1500-9020-01	8008989904045	Underbody lance kit	O	O	O		
17	1500-9021-01	8008989904052	HP hose extension 8 m	O	O	O		
17	1500-9022-01	8008989904069	Reinforced HP hose extension 8 m				O	O
18	1500-9023-01	8008989904076	Click fast kit	O	O	O	O	O
19	1500-9024-01	8008989904083	Inspectable water filter	S	S	S	S	S
20	1500-9025-01	8008989904090	Adaptors kit	O	O	O	O	O
21	1500-9026-01	8008989904106	Adaptors kit	O	O	O	O	O
22	1500-9027-01	8008989904113	Bycycles & Motorbikes detergent	O	O	O	O	O
23	1500-9028-01	8008989904120	Boats & Cars detergent	O	O	O	O	O
24	1500-9029-01	8008989904137	Heavy duty detergent	O	O	O	O	O

S = standard / O = optional

Starting Kit Compact

Description

HPS STARTING KIT COMPACT

Code

2C0000000/ST1

EAN Code

8008984803176

Pos	Components	Quantity	HPS 110	HPS 235 R	HPS 345 R	HPS 550 R	HPS 650 RG
14	Mani Patio quick connection	3		O	O		
16	Fixed brush	5	O	O	O	O	O
17	Rotary brush	5	O	O	O	O	O
22	HP hose extension 8 m	5	O	O			
24	Click fast kit	5	O	O	O	O	O
25	Inspectable water filter	5	O	O	O	O	O
21	Underbody lance kit	5	O	O			
26	Adaptors kit	5	O	O	O	O	O

S = standard / O = optional

Starting Kit Premium

Description

HPS STARTING KIT PREMIUM

Code

2C0000001/ST1

EAN Code

8008984803183

Pos	Components	Quantity	HPS 110	HPS 235 R	HPS 345 R	HPS 550 R	HPS 650 RG
14	Mani Patio quick connection	3		O	O		
15	Patio Deluxe quick connection	3		O	O	O	O
16	Fixed brush	5	O	O	O	O	O
17	Rotary brush	5	O	O	O	O	O
20	Pipe drain hose kit 16 m	5				O	O
22	HP hose extension 8 m	5	O	O			
23	Reinforced HP hose extension 8 m	5	O	O		O	O
24	Click fast kit	5	O	O	O	O	O
25	Inspectable water filter	5	O	O	O	O	O
21	Underbody lance kit	5	O	O	O		
26	Adaptors kit	5	O	O	O	O	O

S = standard / O = optional

Sweepers

STIGA outdoor sweepers are the perfect product for cleaning snow, build-ups of leaves, dirt and lawn clippings from driveways and footpaths. Whether you need a manual or motorized product, you will find the right one to clean your surface.



PUSH SWEEPER


STIGA outdoor push sweepers are easy-to-use, easy to manoeuvre perfect for cleaning dust, dirt and residues from various sources off your hard surfaces. These lightweight, quiet products come with brushes and collectors to make even large areas easy to clean.




PETROL SWEEPERS

STIGA petrol outdoor sweepers are the perfect product for cleaning driveways and footpaths all year round, whether you need to clear leaves, lawn clippings or snow. Equipped with powerful brushes and pneumatic tyres, so you can take on even the most challenging tasks.



	SWP 577	SWP 475	SWP 355
Air filter	Yes	-	-
Working width	77 cm	75 cm	55 cm
Sweeping performance	3000 sqm	2900 sqm	1600 sqm
Brush height adjustment	Yes - 8 steps	Yes - 8 steps	Yes - 3 steps
Brush diameter / brush material	410 mm / Nylon	410 mm / Nylon	300 mm / Nylon
Rotating brush roller	Yes	Yes	Yes
Edge guiding roller	Yes	-	Yes
Flexible seals	Yes	-	-
Gear protection cover	Yes	-	-
Driving	Push	Push	Push
Collector capacity	50 l	50 l	20 l
Handlebar type	Ergonomic	Flat	Ergonomic
Wheels size Ø	275 mm	250 mm	210 mm
Packaged dimensions (LxWxH)	800 X 300 X 870 mm	790 X 290 X 845 mm	560 X 225 X 639 mm
Product weight	14,6 kg	11,2 kg	7,2 kg
Art Nr.	2W0775012/ST1	2W0755011/ST1	2W0552511/ST1
Price excl. VAT / Price incl. VAT			



	SWS 800 G	SWS 600 G
Displacement	212 cm ³	212 cm ³
Engine net power	4.40 kW	4.40 kW
Fuel tank capacity	3 L	3 L
Working width	80 cm	60 cm
Brush diameter	345 mm	345 mm
Max angle adjustment (left/right)	15°/15°	15°/15°
Number of gears	6 forward + 2 reverse	6 forward + 2 reverse
Wheels	14x4.60-6	14x4.60-6
Vibrations level	5,2 m/s ²	5,2 m/s ²
Sound power level (LWA)	99 dB (A)	99 dB (A)
Product weight	70 kg	65 kg
Art Nr.	219802532/S17	219602532/S17
Price excl. VAT / Price incl. VAT		




	Collecting box for SWEEPER 800	Collecting box for SWEEPER 600	Front Blade for SWEEPER800	Front Blade for SWEEPER600
Product width	80 cm	60 cm	80 cm	60 cm
product weight	7 kg	6 kg	6 kg	5 kg
Art Nr.	290802020/16	290602020/16	290802030/16	290602030/16
Price excl. VAT / Price incl. VAT				

Snow Throwers

The STIGA Snow Throwers are the go-to solution when sweeping snow is not enough and you want to move it up to 15 m away. The convenient one-stage snow throwers are suitable for easier task on hard and flat surfaces. Available in power, battery or petrol driven mode.

The even more powerful petrol-driven two-stage snow throwers are also suitable for drifts of hard packed snow on almost any surface. Our fully-equipped configurations include a tracked version.




	ST 8051 AE	ST 4851 AE
		
Voltage	80 V	48 V
Auger width	51 cm	51 cm
Auger house height	30 cm	30 cm
Auger diameter	17,50 cm	17,50 cm
Chute control	Manual - center crank	Manual - center crank
Deflector control	Manual - on chute	Manual - on chute
One Hand grip	Yes	Yes
Throwing performance	6 Meter	6 Meter
Wheels type	Plastic, STIGA design	Plastic, STIGA design
Product weight	14, 5 kg	14, 5 kg
Art Nr.	2S1510201/S16	18-2861-31
Price excl. VAT / Price incl. VAT		


For specific info about 80 V battery go to **PAGE 98**

For specific info about 48 V battery go to **PAGE 95**




	ST 6276 PB	ST 5266 PB TRAC	ST 5266 PB
			
Engine Brand	Briggs & Stratton	Briggs & Stratton	Briggs & Stratton
Engine Model	1650 Snow series	1150 Snow series	1150 Snow series
Displacement	420 cm ³	250 cm ³	250 cm ³
Engine net power / RPM	6,57 kW @3600 RPM	5 kW @3600 RPM	5 kW @3600 RPM
Electric start	Yes	Yes	Yes
Auger width	76 cm	66 cm	66 cm
Auger house height	51 cm	51 cm	51 cm
Auger diameter	30 cm	30 cm	30 cm
Chute control	Electric - Dash mounted switch	Manual - Dash mounted crank	Manual - Dash mounted crank
Deflector control	Electric - Dash mounted switch	Manual - Dash mounted crank	Manual - Dash mounted crank
One hand grip	Yes	Yes	Yes
Throwing performance	15 m	12 m	12 m
Transmission type	Variator	Friction disc	Friction disc
Steering type	2 trigger steerable	1 trigger steerable	Automatic diff.lock release
Number of gears	6 forward + 2 reverse	6 forward + 2 reverse	6 forward + 2 reverse
Product weight	134 kg	110,5 kg	96 kg
Art Nr.	2S2765621/S17	18-2872-12	18-2873-31
Price excl. VAT / Price incl. VAT			



	ST 5262 PB	ST 4262 PB	ST 4262 P
			
Engine Brand	Briggs & Stratton	Briggs & Stratton	STIGA
Engine Model	950 Snow series	950 Snow series	SM70
Displacement	208 cm ³	208 cm ³	212 cm ³
Engine net power / RPM	4,64 kW @3600 RPM	4,64 kW @3600 RPM	4,40 kW @3600 RPM
Electric start	Yes	Yes	Yes
Auger width	62 cm	62 cm	62 cm
Auger house height	51 cm	51 cm	51 cm
Auger diameter	30 cm	30 cm	30 cm
Chute control	Manual - Dash mounted crank	Manual - Dash mounted crank	Manual - Dash mounted crank
Deflector control	Manual - Dash mounted crank	Manual - Dash mounted crank	Manual - Dash mounted crank
One hand grip	Yes	Yes	Yes
Throwing performance	10 m	10 m	9 m
Transmission type	Friction disc	Friction disc	Friction disc
Steering type	Automatic diff.lock release	Standard	Standard
Number of gears	6 forward + 2 reverse	6 forward + 2 reverse	6 forward + 2 reverse
Product weight	95 kg	99 kg	n.a.
Art Nr.	2S2624521/S17	18-2842-31	18-2841-31
Price excl. VAT / Price incl. VAT			

Snow Throwers



	ST 3146 P
Engine Brand	STIGA
Engine Model	SM50
Displacement	87 cm³
Engine net power / RPM	1,65 kW @4200 RPM
Electric start	Yes
Auger width	46 cm
Auger house height	28 cm
Auger diameter	17 cm
Chute control	Manual - On chute
Deflector control	Manual - On chute
One hand grip	Yes
Throwing performance	6 m
Transmission type	Auger propelled
Steering type	-
Number of gears	-
Product weight	26,5 kg
Art Nr.	18-2807-31
Price excl. VAT / Price incl. VAT	



	ST1151 E
Auger width	51 cm
Auger house height	30 cm
Auger diameter	17,50 cm
Chute control	Manual - center crank
Deflector control	Manual - on chute
One Hand grip	Yes
Transmission type	Manual
Wheels	Plastic, STIGA design
Product weight	14,5 kg
Art Nr.	18-2860-33
Price excl. VAT / Price incl. VAT	



Accessories

Get top results
in complete safety

The STIGA accessories are developed alongside our main equipment to ensure quality and safety, carrying out strict tests and careful checks throughout the process.

Our range also includes safety jackets and trousers, gloves, braces and helmets to perform even the toughest outdoor work in total freedom and safety.

Choose STIGA original oils to keep your STIGA tool at its best, operate smoothly in all weather conditions and lengthen then machine lifespan.



Forestal jacket

Working jacket made in 4-way stretch micro-rip fabric.



Packaging

Dimensions: 38,5x29x10 cm
Gross weight: 1,240 Kg

Code	EAN	Description	Size
1599-1928-01	8008989902409	Forest jacket	S
1599-1928-21	8008989902416	Forest jacket	M
1599-1928-21	8008989902423	Forest jacket	L
1599-1928-31	8008989902430	Forest jacket	XL
1599-1928-41	8008989902447	Forest jacket	XXL

Protective trousers

Chainsaw protective trousers class 1 type class 1 type A (20m/s) made in 4-way stretch water repellent fabric.



Packaging

Dimensions: 38,5x29x10 cm
Gross weight: 1,760 Kg

Code	EAN	Description	Size
1599-1929-01	8008989902454	Protective trousers	S
1599-1929-11	8008989902461	Protective trousers	M
1599-1929-21	8008989902478	Protective trousers	L
1599-1929-31	8008989902485	Protective trousers	XL
1599-1929-41	8008989902492	Protective trousers	XXL

Protective leggings

Chainsaw protective leggings class 1 type A (20m/s)



Packaging

Dimensions: 49x363,5x4 cm
Gross weight: 1,310Kg

Code	EAN	Description	Size
1599-1924-00	8008989902508	Protective leggings	Unique size

Technical gloves

Working gloves in compliance with EN 388 (3-1-2-2). Protects against mechanic risks.



Packaging

Dimensions: 31x12x3 cm

Gross weight: 0,113 Kg

Code	EAN	Description	Size
1599-1931-01	8008989902515	Technical gloves	8
1599-1931-11	8008989902522	Technical gloves	9
1599-1931-21	8008989902539	Technical gloves	10
1599-1931-31	8008989902546	Technical gloves	11
1599-1931-41	8008989902553	Technical gloves	12

Braces

Braces available with loops and with clips. Unique size.



1



2



Packaging

Dimensions: 12,3x32x3 cm

Gross weight: 0,150 Kg

Pos.	Code	EAN	Description	Size
1	1599-1941-00	8008989902652	Braces with loops	One size
2	1599-1942-00	8008989902669	Braces with clips	One size

Helmet

Made in ABS with stainless steel visor, earmuffs (26db SNR) and one hand ratchet system. Weighs 650 gr.



Packaging

Dimensions: 30x25x16,6 cm

Gross weight: 0,700 Kg

Code	EAN	Description	Size
1599-1913-11	8008989903772	Helmet	One size

Chain Oil

MINERAL CHAIN OIL High viscosity, extremely tacky lubricant which has been developed for lubrication of all types of pressure fed chain saws. FAST BIODEGRADABLE CHAIN OIL Environmentally aware chain saw oil based on harvestable raw materials.



Pos.	Code	EAN	Type	Capacity	Note	Bottle dimensions	Pcs for box	Box in pallet
1	1599-1929-01	7313329115076	Mineral	1 lt	Export	12x5,8x22,5 cm	12	36
2	1111-9229-01	7313329115083	Mineral	5 lt	Export	21x11x31 cm	4	27
3	1111-9276-01	8008989903437	Biodegradable	1 lt	Export + Italy	12x5,8x22,5 cm	12	36
4	1111-9247-01	7313329115267	Biodegradable	5 lt	Export + Italy	21x11x31 cm	4	27

2 Stroke Oil

Synthetic 100% is certified JASO FD that guarantees a superior quality and a better oiling. A superior quality means the have a better lubrication, the spark plug hardly get dirty, less leftovers in the cylinder, so low smoke and better engine power.



Pos.	Code	EAN	Type	Specification	Capacity	Note	Bottle dimensions	Pcs for box	Box in pallet
1	1111-9230-01	7313329115090	Synthetic 100%	API TC - JASO FD ISO-L-EGD	1 Lt dozer	Export	14x5,7x25 cm	12	28
2	1111-9231-01	7313329115106	Synthetic 100%	API TC - JASO FD ISO-L-EGD	0,1 Lt	Export	5x5x10 cm	2 kit of 20	60
3	1111-9227-01	8008989903437	Synthetic 100%	API TC - JASO FD ISO-L-EGD	1 Lt dozer	Only for Italy	14x5,7x25 cm	12	28

4 Stroke Oil

SAE 30 is superb for use from 0°C ambient temperature, the specifications API SL/CF mean that it is suitable for both diesel engines with and without turbo charger. SAE 10W-30 designates a multigrade-oil. "10W" and 5V viscosity of the oil at cold temperature and the number 30 indicates the viscosity at 100°C.



Pos.	Code	EAN	Type	Specification	Capacity	Note	Pcs for box	Box in pallet
1	1111-9234-01	7313329115090	SAE 30	API SL/CF – ACEA A3/B4	0,6 lt	Export	16	35
2	1111-9235-01	7313329115137	SAE 30	API SL/CF – ACEA A3/B4	1 lt	Export	12	36
3	1111-9236-01	7313329115144	SAE 30	API SL/CF – ACEA A3/B4	1,4 lt	Export	12	36
4	1111-9237-01	7313329115151	SAE 10W-30	API SL/CF – ACEA A3/B4	0,6 lt	Export	16	35
5	1111-9238-01	7313329115168	SAE 5W-30	API SL/CF – ACEA A3/B4	1,4 lt	Export	12	36
6	1111-9242-01	7313329115175	SAE 30	API SL/CF – ACEA A3/B4	1,4 lt	Export	12	36
7	1111-9244-01	7313329115212	SAE 30	API SL/CF – ACEA A3/B4	0,6 lt	Only Ita	16	35
8	1111-9245-01	7313329115236	SAE 30	API SL/CF – ACEA A3/B4	1,4 lt	Only Ita	12	36

Transmission Oil

The transmission fluid plays a very important role in the whole transmission system. It serves as a hydraulic element of the transmission system, keeping it clean and well lubricated, and keeps the temperature at the right level. With so many important components inside a transmission it is very important to stay on top of this service. Once transmission fluid breaks down it allows moving internal parts of the transmission to fatigue.



Pos.	Code	EAN	Type	Specification	Capacity	Note	Bottle dimensions	Pcs for box	Box in pallet
1	1111-9240-01	7313329115199	SAE 5W-40	API GL-4/GL-5	1,4 lt	Export	13x6,8x25,4 cm	12	36
2	1111-9241-01	7313329115205	SAE 5W-40	API GL-4/GL-5	4 lt	Export	10,5x20,5x29 cm	5	18
3	1111-9246-01	7313329115250	SAE 5W-40	API GL-4/GL-5	4 lt	Only for Italy	10,5x20,5x29 cm	5	18

Cans

The yellow fuel can is certified for land and sea transport. The dispenser allows the liquid to run out continuously without any over-flowing. The cap has special seals suitable to be in contact with the various types of hydrocarbons. The combican canister holds 5 litres of petrol and 2 litres of oil. It is fitted with an effective anti overflow device so that filling is stopped automatically when the tank is full. The 2 cans can be separated.

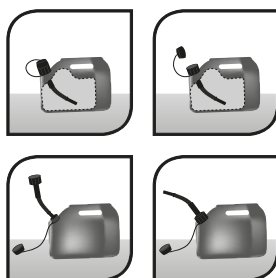


Packaging

Dimensions: 28x19x18 cm
Gross weight: 0,500 Kg

Instructions for Can

For Fuel




Packaging

Dimensions: 31x29,5x15 cm
Gross weight: 1,065 Kg

Instructions for Combican

For Oil/Fuel



Pos.	Code	EAN	Type	Capacity
1	1111-0001-01	7313329115038	Can	5 lt
2	1911-9144-01	7313329191209	Combican	5 lt + 2lt







STIGA S.p.A.

via del Lavoro 6

31033 Castelfranco Veneto (TV)

Italy

www.stiga.com



www.klimasklep.pl
kontakt@klimasklep.pl
(91) 432-43-42